

LCFF Budget Overview for Parents

Local Educational Agency (LEA) Name: Cardiff Elementary School District

CDS Code: 37680070000000

School Year: 2022-23

LEA contact information:

Jill Vinson

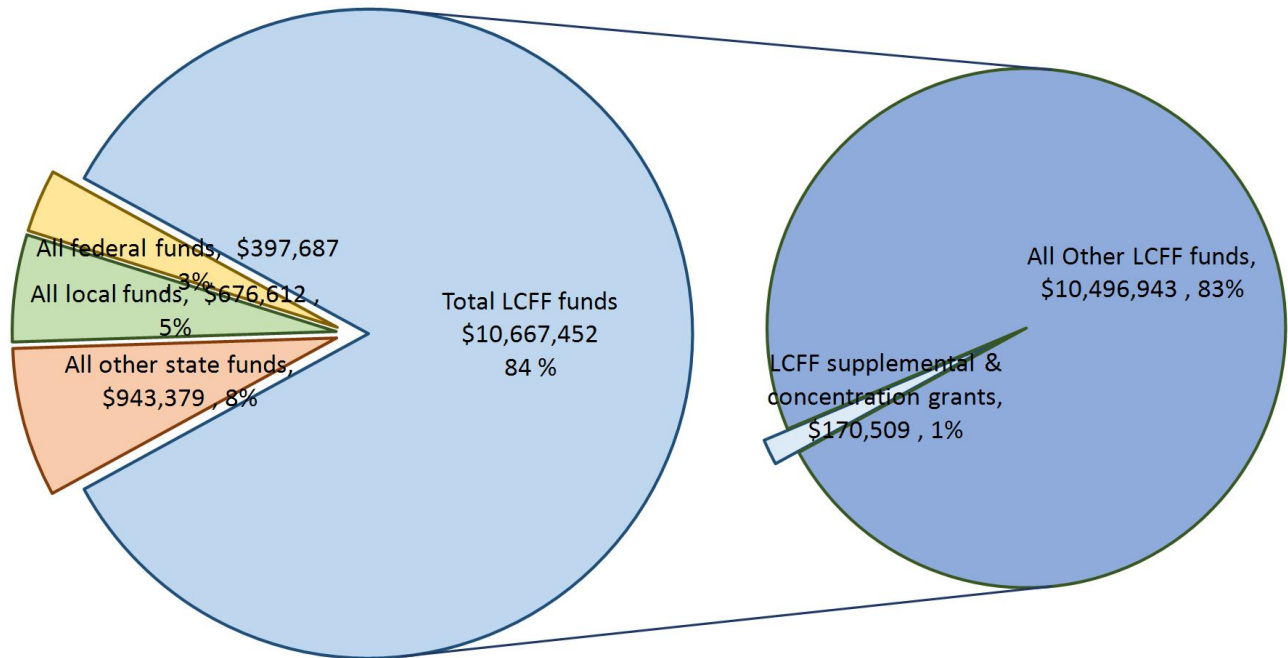
Superintendent

760--632--5890

School districts receive funding from different sources: state funds under the Local Control Funding Formula (LCFF), other state funds, local funds, and federal funds. LCFF funds include a base level of funding for all LEAs and extra funding - called "supplemental and concentration" grants - to LEAs based on the enrollment of high needs students (foster youth, English learners, and low-income students).

Budget Overview for the 2022-23 School Year

Projected Revenue by Fund Source



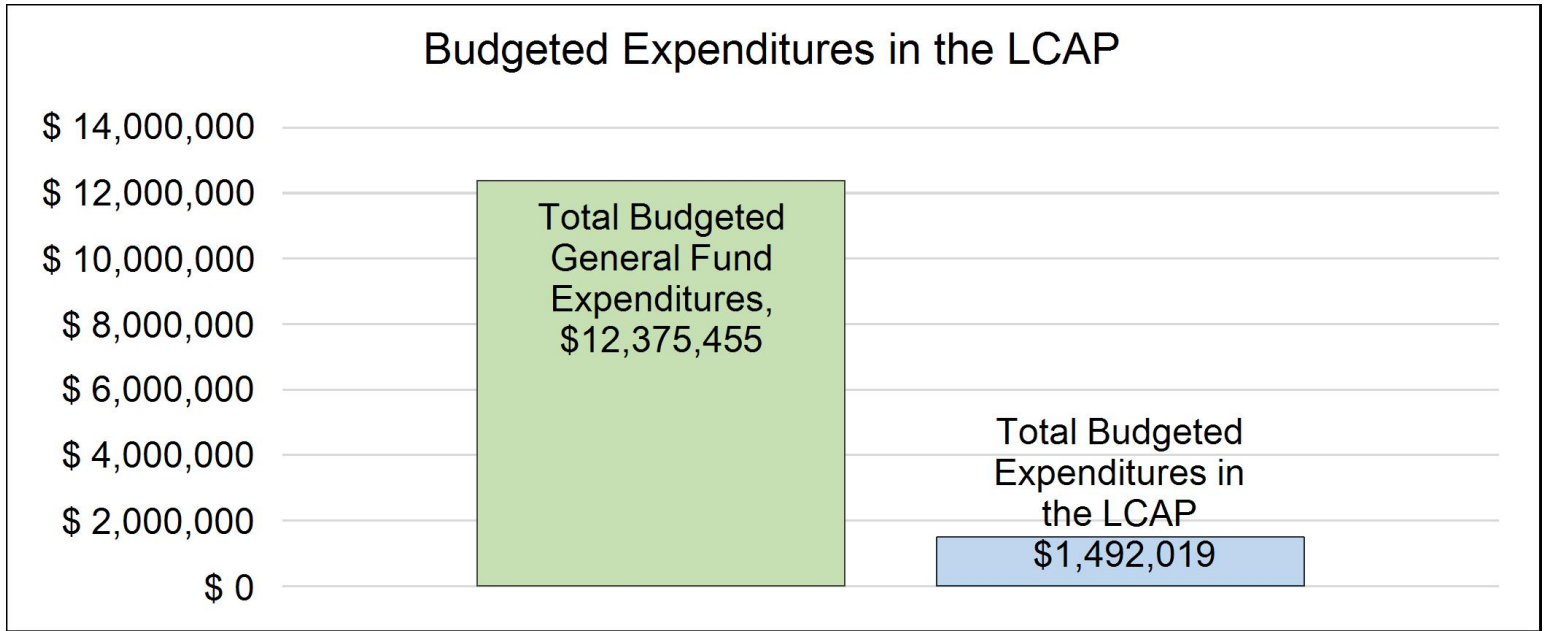
This chart shows the total general purpose revenue Cardiff Elementary School District expects to receive in the coming year from all sources.

The text description for the above chart is as follows: The total revenue projected for Cardiff Elementary School District is \$12,685,130, of which \$10667452 is Local Control Funding Formula (LCFF), \$943379 is other state

funds, \$676612 is local funds, and \$397687 is federal funds. Of the \$10667452 in LCFF Funds, \$170509 is generated based on the enrollment of high needs students (foster youth, English learner, and low-income students).

LCFF Budget Overview for Parents

The LCFF gives school districts more flexibility in deciding how to use state funds. In exchange, school districts must work with parents, educators, students, and the community to develop a Local Control and Accountability Plan (LCAP) that shows how they will use these funds to serve students.



This chart provides a quick summary of how much Cardiff Elementary School District plans to spend for 2022-23. It shows how much of the total is tied to planned actions and services in the LCAP.

The text description of the above chart is as follows: Cardiff Elementary School District plans to spend \$12,375,455 for the 2022-23 school year. Of that amount, \$1,492,019 is tied to actions/services in the LCAP and \$10,883,436 is not included in the LCAP. The budgeted expenditures that are not included in the LCAP will be used for the following:

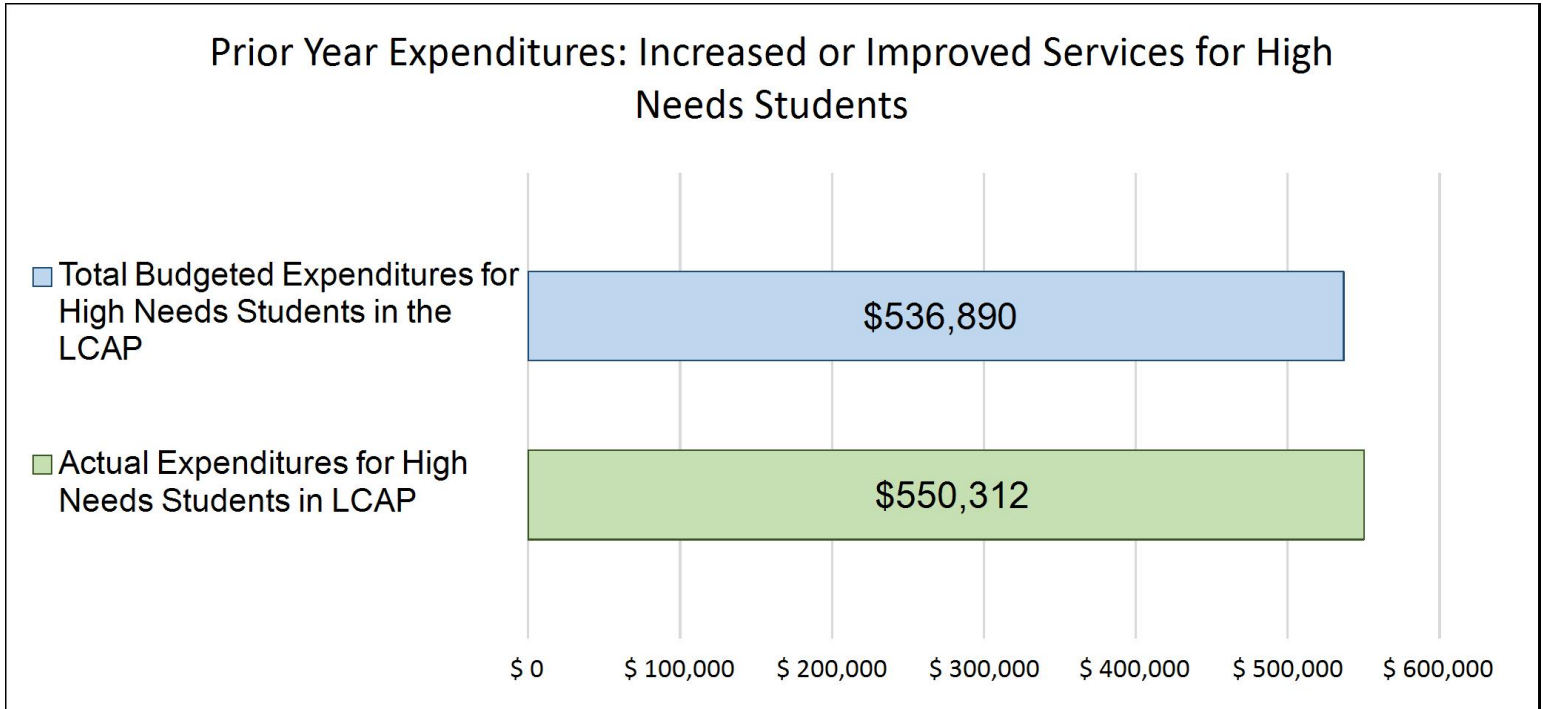
Special Education Expenses, Maintenance and Operation Expenses, Administrative and Personnel Costs

Increased or Improved Services for High Needs Students in the LCAP for the 2022-23 School Year

In 2022-23, Cardiff Elementary School District is projecting it will receive \$170,509 based on the enrollment of foster youth, English learner, and low-income students. Cardiff Elementary School District must describe how it intends to increase or improve services for high needs students in the LCAP. Cardiff Elementary School District plans to spend \$558,365 towards meeting this requirement, as described in the LCAP.

LCFF Budget Overview for Parents

Update on Increased or Improved Services for High Needs Students in 2021-22



This chart compares what Cardiff Elementary School District budgeted last year in the LCAP for actions and services that contribute to increasing or improving services for high needs students with what Cardiff Elementary School District estimates it has spent on actions and services that contribute to increasing or improving services for high needs students in the current year.

The text description of the above chart is as follows: In 2021-22, Cardiff Elementary School District's LCAP budgeted \$536890 for planned actions to increase or improve services for high needs students. Cardiff Elementary School District actually spent \$550312 for actions to increase or improve services for high needs students in 2021-22.

Supplement to the Annual Update to the 2021–22 Local Control and Accountability Plan

Local Educational Agency (LEA) Name	Contact Name and Title	Email and Phone
Cardiff Elementary School District	Jill Vinson Superintendent	jvinson@cardiffschools.com (760) 632-5892

California’s 2021–22 Budget Act, the federal American Rescue Plan Act of 2021, and other state and federal relief acts have provided local educational agencies (LEAs) with a significant increase in funding to support students, teachers, staff, and their communities in recovering from the COVID-19 pandemic and to address the impacts of distance learning on students. The following is a one-time mid-year report to the local governing board or body and educational partners related to engagement on, and implementation of, these Acts.

A description of how and when the LEA engaged, or plans to engage, its educational partners on the use of funds provided through the Budget Act of 2021 that were not included in the 2020–21 Local Control and Accountability Plan (LCAP).

The Cardiff School District engages its educational partners throughout the 2021-22 school year in a variety of ways to obtain input on a variety of district programs and services provided to our students. Due to limited LCFF resources, not all of these expressed needs can be addressed in the LCAP, however this feedback has been considered in the use of additional funds received.

In addition, the LEA has engaged Educational Partners during the 2021-22 school year as follows:

- A public meeting was held on 11/09/2021 regarding the Educator Effectiveness Block Grant.
- A public meeting is planned for 06/02/2022 regarding the Expanded Learning Opportunities Program.

Feedback is planned to be collected and input responded to during the following regularly scheduled 2021-22 meetings with staff and parent groups:

- School Site Council
- The local SELPA (NCCSE)
- District English Language Advisory Committee
- District Parent Advisory (SEA)/Community
- Student Council
- Certificated Staff
- Classified Staff
- Administrative Leadership, including Principals and Superintendent
- Board of Trustees

A parent and staff survey is also planned for the spring of 2022

A description of how the LEA used, or plans to use, the additional concentration grant add-on funding it received to increase the number of staff who provide direct services to students on school campuses with an enrollment of students who are low-income, English learners, and/or foster youth that is greater than 55 percent.

The Cardiff School District did not receive the additional concentration grant add-on funding.

A description of how and when the LEA engaged its educational partners on the use of one-time federal funds received that are intended to support recovery from the COVID-19 pandemic and the impacts of distance learning on pupils.

Throughout the LCAP development process, the Cardiff School District receives input on a variety of services provided to students including how to best support students recovering from the COVID-19 pandemic including addressing the impacts of distance learning. Our educational partners engaged in a LCAP survey in the spring of 2021. The feedback from this survey was used to develop the ESSER III plan.

A description of how the LEA is implementing the federal American Rescue Plan Act and federal Elementary and Secondary School Emergency Relief expenditure plan, and the successes and challenges experienced during implementation.

It is the priority of the Cardiff School District to ensure the health and safety of students, educators, and other staff as well as to ensure continuity of services required by the American Rescue Plan (ARP) Action of 2021. To this end, Cardiff School District will be replacing and updating HVAC systems in order to maintain high levels of air filtration to support safe in-person learning environments for students. Our student iPads will be refreshed for all students in order to increase access to personalized learning environments and provide more personalized instruction based on students needs. A math intervention teacher (.8FTE) will be provided to build a sustainable intervention program that will support students in grades 3-6 in the understanding of mathematical concepts for 2022-23 through 2023-24 school years.

A description of how the LEA is using its fiscal resources received for the 2021–22 school year in a manner that is consistent with the applicable plans and is aligned with the LEA’s 2021–22 LCAP and Annual Update.

The Cardiff School District considers the LCAP to be the comprehensive planning document that captures the priorities, goals, and actions to improve student outcomes. As such, all additional funds received are viewed through the lens of the LCAP to determine where student needs exist and what services are needed to address those needs.

Some examples of how these additional funds are aligned are:

- Extra aide support, after school tutoring, math intervention teacher, and refresh of iPads aligns with LCAP Goal 1 to ensure excellence in student learning for all students in all subject areas through high quality instruction and response to intervention.
- Replace and update our HVAC systems aligns with our ESSER III Expenditure Plan to provide safe and well maintained environments for all students.

Instructions for the Supplement to the Annual Update for the 2021–22 Local Control and Accountability Plan Year

For additional questions or technical assistance related to the completion of the Supplement to the Annual Update to the 2021–22 Local Control and Accountability Plan (LCAP), please contact the local county office of education (COE), or the California Department of Education’s (CDE’s) Local Agency Systems Support Office, by phone at 916-319-0809 or by email at lcff@cde.ca.gov.

Introduction

California’s 2021–22 Budget Act, the federal American Rescue Plan Act of 2021, and other state and federal relief acts have provided local educational agencies (LEAs) with a significant increase in funding to support students, teachers, staff, and their communities in recovering from the COVID-19 pandemic and to address the impacts of distance learning on students. Section 124(e) of Assembly Bill 130 requires LEAs to present an update on the Annual Update to the 2021–22 LCAP and Budget Overview for Parents on or before February 28, 2022, at a regularly scheduled meeting of the governing board or body of the LEA. At this meeting, the LEA must include all of the following:

- The Supplement to the Annual Update for the 2021–22 LCAP (2021–22 Supplement);
- All available mid-year outcome data related to metrics identified in the 2021–22 LCAP; and
- Mid-year expenditure and implementation data on all actions identified in the 2021–22 LCAP.

When reporting available mid-year outcome, expenditure, and implementation data, LEAs have flexibility to provide this information as best suits the local context, provided that it is succinct and contains a level of detail that is meaningful and accessible for the LEA’s educational partners.

The 2021–22 Supplement is considered part of the 2022–23 LCAP for the purposes of adoption, review, and approval, and must be included with the LCAP as follows:

- The 2022–23 Budget Overview for Parents
- The 2021–22 Supplement
- The 2022–23 LCAP
- The Action Tables for the 2022–23 LCAP
- The Instructions for the LCAP Template

As such, the 2021–22 Supplement will be submitted for review and approval as part of the LEA’s 2022–23 LCAP.

Instructions

Respond to the following prompts, as required. In responding to these prompts, LEAs must, to the greatest extent practicable, provide succinct responses that contain a level of detail that will be meaningful and accessible for the LEA’s educational partners and the broader public and must, to the greatest extent practicable, use language that is understandable and accessible to parents.

In responding to these prompts, the LEA has flexibility to reference information provided in other planning documents. An LEA that chooses to reference information provided in other planning documents must identify the plan(s) being referenced, where the plan(s) are located (such as a link to a web page), and where in the plan the information being referenced may be found.

Prompt 1: “A description of how and when the LEA engaged, or plans to engage, its educational partners on the use of funds provided through the Budget Act of 2021 that were not included in the 2020–21 Local Control and Accountability Plan (LCAP).”

In general, LEAs have flexibility in deciding what funds are included in the LCAP and to what extent those funds are included. If the LEA received funding through the Budget Act of 2021 that it would have typically included within its LCAP, identify the funds provided in the Budget Act of 2021 that were not included in the LCAP and provide a description of how the LEA has engaged its educational partners on the use of funds. If an LEA included the applicable funds in its adopted 2021–22 LCAP, provide this explanation.

Prompt 2: “A description of how LEA used, or plans to use, the concentration grant add-on funding it received to increase the number of staff who provide direct services to students on school campuses with an enrollment of students who are low-income, English learners, and/or foster youth that is greater than 55 percent.”

If LEA does not receive a concentration grant or the concentration grant add-on, provide this explanation.

Describe how the LEA is using, or plans to use, the concentration grant add-on funds received consistent with California Education Code

Section 42238.02, as amended, to increase the number of certificated staff, classified staff, or both, including custodial staff, who provide direct services to students on school campuses with greater than 55 percent unduplicated pupil enrollment, as compared to schools with an enrollment of unduplicated students that is equal to or less than 55 percent.

In the event that the additional concentration grant add-on is not sufficient to increase the number of staff providing direct services to students at a school with an enrollment of unduplicated students that is greater than 55 percent, describe how the LEA is using the funds to retain staff providing direct services to students at a school with an enrollment of unduplicated students that is greater than 55 percent.

Prompt 3: “A description of how and when the LEA engaged its educational partners on the use of one-time federal funds received that are intended to support recovery from the COVID-19 pandemic and the impacts of distance learning on pupils.”

If the LEA did not receive one-time federal funding to support recovery from the COVID-19 pandemic and the impacts of distance learning on students, provide this explanation.

Describe how and when the LEA engaged its educational partners on the use of one-time federal funds it received that are intended to support recovery from the COVID-19 pandemic and the impacts of distance learning on students. See the COVID-19 Relief Funding Summary Sheet web page (<https://www.cde.ca.gov/fg/cr/reliefunds.asp>) for a listing of COVID-19 relief funding and the Federal Stimulus Funding web page (<https://www.cde.ca.gov/fg/cr/>) for additional information on these funds. The LEA is not required to describe engagement that has taken place related to state funds.

Prompt 4: “A description of how the LEA is implementing the federal American Rescue Plan Act and federal Elementary and Secondary School Emergency Relief expenditure plan, and the successes and challenges experienced during implementation.”

If an LEA does not receive ESSER III funding, provide this explanation.

Describe the LEA’s implementation of its efforts to maintain the health and safety of students, educators, and other staff and ensure the continuity of services, as required by the federal American Rescue Plan Act of 2021, and its implementation of the federal Elementary and Secondary School Emergency Relief (ESSER) expenditure plan to date, including successes and challenges.

Prompt 5: “A description of how the LEA is using its fiscal resources received for the 2021–22 school year in a manner that is consistent with the applicable plans and is aligned with the LEA’s 2021–22 LCAP and Annual Update.”

Summarize how the LEA is using its fiscal resources received for the 2021–22 school year to implement the requirements of applicable plans in a manner that is aligned with the LEA’s 2021–22 LCAP. For purposes of responding to this prompt, “applicable plans” include the Safe Return to In-Person Instruction and Continuity of Services Plan and the ESSER III Expenditure Plan.

California Department of Education
November 2021

Local Control Accountability Plan

The instructions for completing the Local Control and Accountability Plan (LCAP) follow the template.

Local Educational Agency (LEA) Name	Contact Name and Title	Email and Phone
Cardiff Elementary School District	Jill Vinson Superintendent	jill.vinson@cardiffschools.com 760--632--5890

Plan Summary [2022-23]

General Information

A description of the LEA, its schools, and its students in grades transitional kindergarten–12, as applicable to the LEA.

Established in 1913, the Cardiff School District, with 630 students, is a small school experience by the sea. Our district consists of two award-winning schools; Cardiff School serves approximately 260 students in grades K--2 and Ada Harris School serves approximately 370 students in grades 3--6. The district demographics include 14.9% socioeconomically disadvantaged students and 5.4% English Learners and 0.2% Foster Youth. Cardiff Schools provide a quality education in a high performance district. We are proud to be part of a community with high expectations for education and achievement. We enjoy a supportive and engaged community and active parent involvement. Our schools provide a positive foundation for a lifetime of learning and friendships. At Cardiff Schools, students discover, find their passion, and develop a love of learning.

Reflections: Successes

A description of successes and/or progress based on a review of the California School Dashboard (Dashboard) and local data.

The Cardiff School District is proud of the quality of instruction that students were provided this year as we returned to full-time in-person instruction, 5 days per week. We focused on the safety of our students by aligning our COVID protocols with state and county guidance and offering on-site COVID testing for any students or staff that were exposed during the school day. Throughout this year, we have increased our focus on social emotional learning and well being of our students while providing more targeted intervention to our English learner students and students not meeting benchmarks. Our teachers continue to engage students in personalized learning opportunities to ensure students are receiving instruction that meets their individualized needs. Based on current local data (Houghton Mifflin Harcourt Inventory), 14.6% of our students are not meeting benchmark standards in ELA and 30.8% of our students are not meeting benchmark standards for math. Our ELA data represents a decrease of students not meeting benchmarks while our math data represents a slight increase of students

not meeting benchmarks. Our educational partners indicated in our LCAP survey that they appreciate the wide variety of specialized programs that we offer to our students on a weekly basis, the focus on social-emotional learning, and focus on personalized instruction.

Reflections: Identified Need

A description of any areas that need significant improvement based on a review of Dashboard and local data, including any areas of low performance and significant performance gaps among student groups on Dashboard indicators, and any steps taken to address those areas.

Based on a review of our local data (DIBELS and Houghton Mifflin Harcourt Inventory), our greatest need remains in the area of English Learners, Hispanic, Socioeconomically Disadvantaged, and Students with Disabilities. In ELA, 85.4% of our students scored at or above grade level. However, 52.6% of English Learners were not meeting benchmarks for ELA. In Mathematics, 69% of our students scored at or above grade level. However, 61% of English Learners, 49.2% of Hispanic, 46.8% Socioeconomically Disadvantaged, and 54.9% Students with Disabilities were not meeting benchmarks for math. In Chronic Absenteeism, 10% of our students were considered to be chronically absent. Our student groups with the highest absenteeism rates were 20% of Hispanic students, 25% of English Learner students, 25% Socioeconomically Disadvantaged, and 19% Students with Disabilities. We will focus on improving the delivery of our ELA and math intervention services to our English Learners, Socioeconomically Disadvantaged, Students with Disabilities (Goal 1, Actions 2 and 4). We will continue to support our chronically absent students by providing consistent outreach and needed resources. We will provide all students with consistent social-emotional classroom lessons (Goal 2, Action 1, 2, 4, and 6).

LCAP Highlights

A brief overview of the LCAP, including any key features that should be emphasized.

The Cardiff School District will continue to focus on engaged student learning and parent participation. We will provide additional instructional support to students not meeting local benchmarks in State Standards and to English Learners, Hispanic, Socioeconomically Disadvantaged, and Students with Disabilities. We will continue to support social-emotional learning for all of our students and increased outreach to students identified as chronically absent.

Comprehensive Support and Improvement

An LEA with a school or schools eligible for comprehensive support and improvement must respond to the following prompts.

Schools Identified

A list of the schools in the LEA that are eligible for comprehensive support and improvement.

n/a

Support for Identified Schools

A description of how the LEA has or will support its eligible schools in developing comprehensive support and improvement plans.

n/a

Monitoring and Evaluating Effectiveness

A description of how the LEA will monitor and evaluate the plan to support student and school improvement.

n/a

Engaging Educational Partners

A summary of the process used to engage educational partners and how this engagement was considered before finalizing the LCAP.

A LCAP Survey Link to collect input on District Priorities was sent to all stakeholders, including certificated and classified staff and all parents, including parents of students with disabilities and EL students. Student focus groups were conducted at both sites and input was collected and is reflected in our LCAP. Feedback was collected and reflected in the LCAP. A LCAP Draft was sent to all parents, classified staff, and certificated bargaining unit (CETA) members and posted on the website. Feedback was collected and input responded to. In addition, the following groups were provided opportunities to provide LCAP input:

- School Site Council was consulted and reviewed LCAP Draft
- The local SELPA (NCCSE) discussed the LCAP and LCAP process
- District English Language Advisory Committee was consulted and reviewed LCAP Draft
- District Parent Advisory (SEA)/Community was consulted and reviewed LCAP Draft
- Certificated Staff was consulted and reviewed LCAP Draft
- Classified Staff was consulted and reviewed LCAP Draft
- Administrative Leadership, including Principals and Superintendent, were consulted and reviewed LCAP Draft
- Board of Trustees was consulted and reviewed LCAP Draft
- Public Hearing was held June 2, 2022
- Board Approval on June 7, 2022

A summary of the feedback provided by specific educational partners.

All stakeholders, including staff, were supportive of maintaining the current LCAP goals, with an increased focus on study skills, math support, and social-emotional learning. Parents want to see students continue to be engaged and challenged through relevant, personalized learning opportunities as well as having a connection to classroom activities. Parents of EL students want EL students to receive more targeted intervention for EL students not meeting benchmarks. Our students enjoy all of our speciality programs, kind and caring teachers, spirit days, Cardiff Way and speciality assemblies. Students would like new outdoor toys, more themed spirit weeks, and a band class.

A description of the aspects of the LCAP that were influenced by specific input from educational partners.

A continued focus on the social-emotional learning and well-being of students was addressed in (Goal 2, Actions 1, 2, 4). Student engagement through relevant, personalized learning opportunities is included in (Goal 1, Action 3). Parent connections to classroom activities are addressed in (Goal 3, Action 1). Targeted intervention for students not meeting benchmarks, including English Learner students, is (Goal 1, Action 2, 4). Increased instructional assistant and teacher support for math and student study skills was addressed in (Goal 1, Action 2).

Goals and Actions

Goal

Goal #	Description
1	Ensure excellence in student learning for all students in all subject areas through high quality instruction and responsive intervention.

An explanation of why the LEA has developed this goal.

A focus on high-quality instruction and providing intervention for students not meeting benchmark standards emerged as a continuing high priority from stakeholder groups.

Measuring and Reporting Results

Metric	Baseline	Year 1 Outcome	Year 2 Outcome	Year 3 Outcome	Desired Outcome for 2023–24
1A. Increase student scores on local data measures in ELA and Math for all students and by 10% for English Learner subgroup	1A. 82% of K-2 students and 84% of 3-6 students scored above Proficiency on local assessments (DIBELS and HM Reading Inventory). Additional local data measures and baselines for subgroups will be established in 20-21.	1A. 70% of K-2 students and 80% of 3-6 students scored above Proficiency on local assessments (DIBELS and HM Reading Inventory). 41% of K-2 English Learners and 59% of 3-6 English Learners scored above Proficiency on local assessments (DIBELS and HM Reading Inventory). 60% of K-2 students and 64% of 3-6 students scored above proficiency on			The scores of all students will increase and English Learner scores will increase by 10% on the established local data measures

Metric	Baseline	Year 1 Outcome	Year 2 Outcome	Year 3 Outcome	Desired Outcome for 2023–24
1B. Basic Services	1B. 100% fully credentialed teachers in appropriate assignments, all students have access to Common Core aligned instructional materials, both schools scored “Good” or better on the FIT	1B. 100% fully credentialed teachers in appropriate assignments, all students have access to Common Core aligned instructional materials, both schools scored “Good” or better on the FIT			100% fully credentialed teachers in appropriate assignments, all students have access to Common Core aligned instructional materials, both schools scored “Good” or better on the FIT
1C. Increase the number of English Learners reclassified as English Proficient from current year	1C. 2 EL’s (.8%) were reclassified as English Proficient in 2019. No EL’s were reclassified in 2020.	1C. 6 EL’s (12%) were reclassified as English Proficient in 2021-22.			Increase the percentage to 3%
1D. Ensure implementation and access to Common Core State Standards for all students, including English Learners, and ELD for English Learners, for purposes of gaining content knowledge and English language proficiency as evidenced by classroom	1D. Common Core State Standards are being implemented for 100% of students and ELD for English Learners, in all classrooms	1D. Common Core State Standards are being implemented for 100% of students and ELD for English Learners, in all classrooms as evidence by site admin weekly classroom walkthroughs, monthly district classroom walkthroughs, and classroom observations.			Implement Common Core State Standards for 100% of students and ELD for English Learners, in all classrooms

Metric	Baseline	Year 1 Outcome	Year 2 Outcome	Year 3 Outcome	Desired Outcome for 2023–24
walkthroughs and observations					
1E. Ensure all students, including unduplicated students and students with exceptional needs, are enrolled in a broad course of study as measured by the number of PE and NGSS participation minutes. Increase the percentage of students scoring in the HFZ in 6 out of 6 areas on the State Physical Fitness Test from previous year	1E. 100% of students participate in 200 minutes of physical education every 10 days. No HFZ data is available for 2020. A new baseline will be established. Baseline for participation in NGSS aligned instruction is 100%	1E. 100% of students participate in 200 minutes of physical education every 10 days. No HFZ data is available for 2021. 100% of students participated in physical fitness test. 100% of students are participating in NGSS aligned instruction.			100% participation in 200 minutes of physical education every 10 days and NGSS aligned instruction. 15% increase in the percentage of students scoring in 6 out of 6 areas on the State Physical Fitness Test from previous year
1F. Increase the percent of English Learners who make progress in English Proficiency based on the ELPAC	1F. 41.2% of English Learners made progress in English Proficiency based on the ELPAC	1F. 46% of English Learners made progress in English Proficiency based on the ELPAC			51.2% of English Learners will make progress in English Proficiency based on the ELPAC

Actions

Action #	Title	Description	Total Funds	Contributing
1.1	Local Data Measures	Research, purchase and implement assessment tools to be used at grades K-6 to determine student progress	\$153,861.00	No

Action #	Title	Description	Total Funds	Contributing
1.2	Responsive Intervention	Provide additional small group instruction in Common Core Standards to students not meeting benchmark on DIBELS Math and ELA and to English Learners. *Learning Lab Teacher and Instructional Assistants *Impact Teacher and Instructional Assistant	\$629,449.00	Yes
1.3	Basic Services	a. Appropriately credentialed and assigned Certificated and Classified staff provide instruction and support to all students, including EIs and students with exceptional needs b. Provide standards aligned materials to all students c. Provide Professional Development and teacher support in California Standards d. Provide 1:1 iPads for all K-6 students e. Engage students in relevant, personalized learning experiences that require critical thinking, communication, collaboration and creativity	\$142,000.00	No
1.4	English Learners	Research, purchase and implement ELD curriculum to provide additional intervention support for English Learners. English Learners will be provided additional small group support in reading, writing, listening or speaking based on their ELPAC subtest scores. All staff will engage in professional development to further their knowledge of ELD standards, integrated, and designated ELD.	\$40,000.00	No

Goal Analysis [2021-22]

An analysis of how this goal was carried out in the previous year.

A description of any substantive differences in planned actions and actual implementation of these actions.

The district curriculum committee work focused on refreshing report cards K-6 to ensure continuity and ease of use for staff and parents. Therefore the curriculum committee was unable to begin researching new K-6 local assessment tools. Intervention teachers worked with site administrators to research English language development curriculum that provides support for English learners in the students' greatest area

of need as indicated by the English Language Proficiency Assessment for California subtest scores. After extensive research a curriculum was purchased and implementation started in the spring of 2022.

An explanation of material differences between Budgeted Expenditures and Estimated Actual Expenditures and/or Planned Percentages of Improved Services and Estimated Actual Percentages of Improved Services.

(1.1)The district did not purchase an assessment tool during the 2021-22 school year, but has plans to purchase one during the 2022-23 school year. The anticipated cost of the diagnostic software has increased. (1.2) The district hired additional staff to support our response to intervention service and staff salary was increased. (1.3) The cost of new technology has increased and the staff salary has increased. (1.4) ELD curriculum was purchased. However, the ELD curriculum did not cost as much as budgeted.

An explanation of how effective the specific actions were in making progress toward the goal.

All students including English learners not meeting benchmarks on DIBELS or HMH Reading Inventory were provided additional ELA small group instruction. 85% of students who participated in the additional small group instruction met benchmarks by the end of the year. All teachers participated in writing professional development throughout the year to support all students including English learners in developing ideas, voice, and structure for particular writing genres. Educational partner feedback from both staff and parents indicated the importance of maintaining small group instruction for all students and professional development to support our instructional programs.

A description of any changes made to the planned goal, metrics, desired outcomes, or actions for the coming year that resulted from reflections on prior practice.

The timespan to implement Action 1.1 was lengthened from 1 year to 3 years to allow the district curriculum committee more time to research, purchase, and implement new K-6 local assessment tools. Based on educational partner feedback, the timespan for Action 1.2 was lengthened from 2 years to 3 years and an Impact teacher and instructional aide were added to provide additional support in the area of math and study skills.

A report of the Total Estimated Actual Expenditures for last year's actions may be found in the Annual Update Table. A report of the Estimated Actual Percentages of Improved Services for last year's actions may be found in the Contributing Actions Annual Update Table.

Goals and Actions

Goal

Goal #	Description
2	Support the social and emotional growth of all students

An explanation of why the LEA has developed this goal.

This goal was a priority for all stakeholders as evidenced by survey results.

Measuring and Reporting Results

Metric	Baseline	Year 1 Outcome	Year 2 Outcome	Year 3 Outcome	Desired Outcome for 2023–24
2A. Decrease the suspension and expulsion rates from the current year	Suspension rate is .1% and expulsion rate is 0	Suspension rate is .15% and expulsion rate is 0			Decrease from previous year
2B. Student sense of safety and school connectedness will increase from the previous year based on the Panorama student screener administered annually to all students	No Universal screener is currently in place. A baseline will be established in 21-22 using the Panorama student screener.	A universal screener (Panorama) is currently in place, but was not administered in 21-22. 84% of students feel connected to school and 89% of students feel safe at school as measured by the 2020 California Healthy Kids Survey.			Increase student sense of safety and school connectedness from the previous year
2C. Increase the district-wide attendance rates	Districtwide attendance rate is 96.9%	Districtwide attendance rate is 92.23%			Attendance rate will increase from the previous year

Metric	Baseline	Year 1 Outcome	Year 2 Outcome	Year 3 Outcome	Desired Outcome for 2023–24
2D. Decrease chronic absenteeism from the previous year	Chronic absenteeism rate is 6.4%	Chronic absenteeism rate is 20.57%			Chronic absenteeism will decrease from the previous year
2E. Students will have access to a social and emotional learning curriculum	No students have access to a social and emotional learning curriculum	60% of students have access to a social and emotional learning curriculum as measured by the number of classrooms the SEL counselor delivered lessons in.			100% of students will have access to a social and emotional learning curriculum

Actions

Action #	Title	Description	Total Funds	Contributing
2.1	SEL Curriculum	Research, purchase, and implement a social and emotional learning curriculum.	\$1,500.00	No
2.2	SEL Universal Screener	Research, purchase, and implement a social and emotional Universal screener.	\$27,000.00	No
2.3	Base Program	<ul style="list-style-type: none"> a. Provide a 20% nurse at each school site b. 100% of students in grades K-6 will participate in a minimum of 200 minutes every 10 days of engaging physical education c. The district Nutrition Services will offer high quality, nutritious and appealing lunches to students and staff 	\$378,093.00	No
2.4	SEL Counselor	Site based counseling services and community support for outside referrals will be available to support all K-6 students	\$54,000.00	No

Action #	Title	Description	Total Funds	Contributing
2.5	Cultural Awareness and Diversity	Students will be engaged in activities that promote cultural awareness and diversity.	\$0.00	No
2.6	Student Engagement	Students who are identified as chronically absent will receive outreach, support, and resources from the office and other appropriate staff.	\$0.00	No

Goal Analysis [2021-22]

An analysis of how this goal was carried out in the previous year.

A description of any substantive differences in planned actions and actual implementation of these actions.

Our district social emotional learning (SEL) committee researched several different SEL curriculums this year. The committee decided to strengthen and enhance our Cardiff Way with character traits that will be focused on monthly during the 2022-23 school year. The SEL committee will continue to review social emotional curriculum in the 2022-23 school year or develop a curriculum tailored to our district's philosophy, culture, and students' needs. Our district researched and purchased a social emotional universal screener and plans to begin implementation in the 2022-23 school year.

An explanation of material differences between Budgeted Expenditures and Estimated Actual Expenditures and/or Planned Percentages of Improved Services and Estimated Actual Percentages of Improved Services.

There are no material differences for this goal.

An explanation of how effective the specific actions were in making progress toward the goal.

Our educational partner and student focus group feedback indicated that our SEL counselor has helped students immensely as they have transitioned back to full-day instruction and with their social emotional needs. Our SEL counselor has assisted our SEL committee in determining a social emotional curriculum and implementation planning. Our leadership team has engaged in the county Leading for Equity training this year and plans to implement more culture awareness and diversity activities with staff in the 2022-23 school year. In order to improve chronic absenteeism rate, our office staff will continue to provide outreach, support, and resources to students who are identified as chronically absent.

A description of any changes made to the planned goal, metrics, desired outcomes, or actions for the coming year that resulted from reflections on prior practice.

There are no planned changes to this goal for the 2022-23 school year.

A report of the Total Estimated Actual Expenditures for last year's actions may be found in the Annual Update Table. A report of the Estimated Actual Percentages of Improved Services for last year's actions may be found in the Contributing Actions Annual Update Table.

Goals and Actions

Goal

Goal #	Description
3	Improve and/or increase parent participation in their child(ren)s learning process.

An explanation of why the LEA has developed this goal.

Active parent engagement remains a high priority based on parent input.

Measuring and Reporting Results

Metric	Baseline	Year 1 Outcome	Year 2 Outcome	Year 3 Outcome	Desired Outcome for 2023–24
3A. Increase opportunities for parent participation in classroom, school and district activities	There were no opportunities for in-person parent participation in classrooms or at schoolwide activities. A baseline will be established in 21-22	In November of 2021, parents were able to return to classrooms to volunteer. Parents were also able to volunteer for 14 for special activities to include field trips held in the 2021-22 school year.			Increase opportunities annually
3B. Increase the percentage of families that provide input into district priorities through our annual SEA Budget Survey	45% percent of families provided input into district priorities through our annual SEA Budget Survey	43% percent of families provided input into district priorities through our annual SEA Budget Survey			60% percent of families provide input into district priorities through our annual SEA Budget Survey
3C. Increase the percentage of parents of English Learners, students with disabilities, and	95% of parents of English Learners, students with disabilities, and unduplicated students	92% of parents of English Learners, students with disabilities, and unduplicated students			The percentage of parents of English Learners, students with disabilities, and unduplicated students

Metric	Baseline	Year 1 Outcome	Year 2 Outcome	Year 3 Outcome	Desired Outcome for 2023–24
unduplicated students that participate in Parent Teacher Conferences from the previous year	participated in Parent Teacher Conferences	participated in Parent Teacher Conferences			that participate in Parent Teacher Conferences will increase from the previous year

Actions

Action #	Title	Description	Total Funds	Contributing
3.1	Base Program	<ul style="list-style-type: none"> a. All classroom teachers will communicate and share classroom activities with parents using a Learning Management System b. A survey will be sent to all parents to provide input into district priorities c. The district will work with our parent organization to develop and promote Family Night activities at each school site 	\$7,200.00	No
3.2	Bilingual Assistants	The district will provide a bilingual assistant at each school site to support English Learner families in their understanding of achievement data, intervention services and home-school connections and communication	\$58,916.00	Yes

Goal Analysis [2021-22]

An analysis of how this goal was carried out in the previous year.

A description of any substantive differences in planned actions and actual implementation of these actions.

As students returned to full-day in-person instruction some teachers have not been utilizing the learning management system as much for parent communication. Both school sites help in-person Back to School and Open House evening events. However, some family nights were modified or not held in accordance with COVID protocols.

An explanation of material differences between Budgeted Expenditures and Estimated Actual Expenditures and/or Planned Percentages of Improved Services and Estimated Actual Percentages of Improved Services.

There are no material differences for this goal.

An explanation of how effective the specific actions were in making progress toward the goal.

Our bilingual assistants have been effective in providing outreach to our English learner families to include English translation for parent meetings, outreach for academic concerns, and providing intervention.

A description of any changes made to the planned goal, metrics, desired outcomes, or actions for the coming year that resulted from reflections on prior practice.

Both school sites have planned two family nights in addition to Back to School Night and Open House for the 2022-23 school year.

A report of the Total Estimated Actual Expenditures for last year's actions may be found in the Annual Update Table. A report of the Estimated Actual Percentages of Improved Services for last year's actions may be found in the Contributing Actions Annual Update Table.

Increased or Improved Services for Foster Youth, English Learners, and Low-Income Students [2022-23]

Projected LCFF Supplemental and/or Concentration Grants	Projected Additional LCFF Concentration Grant (15 percent)
170509	0

Required Percentage to Increase or Improve Services for the LCAP Year

Projected Percentage to Increase or Improve Services for the Coming School Year	LCFF Carryover — Percentage	Total Percentage to Increase or Improve Services for the Coming School Year
3.22%	0.00%	3.22%
	LCFF Carryover — Dollar	3.22%
	\$0.00	

The Budgeted Expenditures for Actions identified as Contributing may be found in the Contributing Actions Table.

Required Descriptions

For each action being provided to an entire school, or across the entire school district or county office of education (COE), an explanation of (1) how the needs of foster youth, English learners, and low-income students were considered first, and (2) how these actions are effective in meeting the goals for these students.

Cardiff School District ensures that our foster youth, English learners, and socio-economically disadvantaged students' needs are the primary focus in Goal 1/Action 2, Goal 1/Action 4, Goal 2/Actions 1, 2, 4, and 6, Goal 3/Action 2.

Goal 1 Action 2: Foster youth, English learners, and low-income students are prioritized to be placed in classrooms with fully credentialed teachers in appropriate assignments and have access to Common Core aligned instructional materials. Two 0.5 FTE Teacher on Special Assignment and 4.91 FTE Instructional Assistants provide strategic small group instruction in flexible small groups for students identified as not meeting grade level standards in ELA and math. In addition, one 0.3 FTE Teacher on Special Assignment and 0.2 FTE Instructional Assistant will provide small group strategic instruction to students identified as needing direct instruction to obtain study skills and supplemental instruction in math.

Goal 2 Action 6: Bilingual Office Assistants at each school site 1.17 FTE will provide outreach, support, and resources to students identified as chronically absent.

Goal 3 Action 2: Bilingual Assistants at each school site will support English Learner families in their understanding of achievement data, intervention services and home-school connections and communication. Each school office has a Bilingual Office Assistant 1.17 FTE to assist with translation of parent communication and assisting families with securing community resources. Instructional Assistants 5.53 FTE provide additional support to English learners in the classroom to assist students with grade level curriculum.

These services and actions have proven the most effective use of funds to support unduplicated pupils based on district data, which shows evidence of academic growth for unduplicated pupils on our local assessments. The district also had successful experience increasing involvement of families of unduplicated pupils in their child's academic progress through our bilingual assistant outreach programs, including increased participation in parent conferences and Student Study Team meetings.

A description of how services for foster youth, English learners, and low-income students are being increased or improved by the percentage required.

The district has exceeded its requirement to increase or improve services for unduplicated pupils since the District is currently providing services above its Increased Appointment. The District continually monitors the services it provides and improves any deficiencies to the programs that serve its low-income, English learners and foster youth population.

As described in the district's Local Control Accountability Plan, the following services for all students considered the needs for pupils within the unduplicated population first:

- For low-income pupils, certificated and paraprofessional support staff will provide direct instruction to students, professional development, and consultations with classroom teachers. Additional intervention programs will be provided for students who do not make expected progress.
- For English learners, support teachers and staff will provide direct instruction to students, professional development and consultations with classroom teachers. A bilingual assistant at each school site will provide outreach with families, translations and will network within community organizations. Additional intervention programs will be provided for students who do not make expected progress.
- For foster youth, the district will provide individual outreach to families of Foster Youth to coordinate services and will provide intervention programs for pupils that do not make expected progress.
- Based on district data, which shows evidence of academic growth on our local assessments, these services and actions are the most effective use of funds to support unduplicated pupils. Students who are identified as chronically absent will receive outreach, support, and resources from the office and other appropriate staff.
- For English learners, support teachers and staff will provide direct instruction to students, professional development and consultations with classroom teachers. A bilingual assistant at each school site will provide outreach with families, translations and

will network within community organizations. Additional intervention programs will be provided for students who do not make expected progress.

A description of the plan for how the additional concentration grant add-on funding identified above will be used to increase the number of staff providing direct services to students at schools that have a high concentration (above 55 percent) of foster youth, English learners, and low-income students, as applicable.

We do not have a high concentration above 55%.

Staff-to-student ratios by type of school and concentration of unduplicated students	Schools with a student concentration of 55 percent or less	Schools with a student concentration of greater than 55 percent
Staff-to-student ratio of classified staff providing direct services to students	10.84:103	
Staff-to-student ratio of certificated staff providing direct services to students	0.80:103	

2022-23 Total Expenditures Table

Totals		LCFF Funds	Other State Funds	Local Funds	Federal Funds	Total Funds	Total Personnel	Total Non-personnel
Totals		\$898,266.00	\$401,000.00	\$192,753.00		\$1,492,019.00	\$935,118.00	\$556,901.00
Goal	Action #	Action Title	Student Group(s)	LCFF Funds	Other State Funds	Local Funds	Federal Funds	Total Funds
1	1.1	Local Data Measures	All	\$3,861.00	\$150,000.00			\$153,861.00
1	1.2	Responsive Intervention	English Learners Foster Youth Low Income	\$499,449.00	\$130,000.00			\$629,449.00
1	1.3	Basic Services	All	\$142,000.00				\$142,000.00
1	1.4	English Learners	English Learners		\$40,000.00			\$40,000.00
2	2.1	SEL Curriculum	All	\$1,500.00				\$1,500.00
2	2.2	SEL Universal Screener	All		\$27,000.00			\$27,000.00
2	2.3	Base Program	All	\$185,340.00		\$192,753.00		\$378,093.00
2	2.4	SEL Counselor	All		\$54,000.00			\$54,000.00
2	2.5	Cultural Awareness and Diversity	All					\$0.00
2	2.6	Student Engagement	All					\$0.00
3	3.1	Base Program	All	\$7,200.00				\$7,200.00
3	3.2	Bilingual Assistants	English Learners	\$58,916.00				\$58,916.00

2022-23 Contributing Actions Table

1. Projected LCFF Base Grant	2. Projected LCFF Supplemental and/or Concentration Grants	3. Projected Percentage to Increase or Improve Services for the Coming School Year (2 divided by 1)	LCFF Carryover — Percentage (Percentage from Prior Year)	Total Percentage to Increase or Improve Services for the Coming School Year (3 + Carryover %)	4. Total Planned Contributing Expenditures (LCFF Funds)	5. Total Planned Percentage of Improved Services (%)	Planned Percentage to Increase or Improve Services for the Coming School Year (4 divided by 1, plus 5)	Totals by Type	Total LCFF Funds
5295321	170509	3.22%	0.00%	3.22%	\$558,365.00	0.00%	10.54 %	Total:	\$558,365.00
								LEA-wide Total:	\$558,365.00
								Limited Total:	\$0.00
								Schoolwide Total:	\$0.00

Goal	Action #	Action Title	Contributing to Increased or Improved Services?	Scope	Unduplicated Student Group(s)	Location	Planned Expenditures for Contributing Actions (LCFF Funds)	Planned Percentage of Improved Services (%)
1	1.2	Responsive Intervention	Yes	LEA-wide	English Learners Foster Youth Low Income	All Schools	\$499,449.00	
3	3.2	Bilingual Assistants	Yes	LEA-wide	English Learners	All Schools	\$58,916.00	

2021-22 Annual Update Table

Totals		Last Year's Total Planned Expenditures (Total Funds)	Total Estimated Expenditures (Total Funds)		
Totals		\$1,380,821.00	\$1,288,764.00		
Last Year's Goal #	Last Year's Action #	Prior Action/Service Title	Contributed to Increased or Improved Services?	Last Year's Planned Expenditures (Total Funds)	Estimated Actual Expenditures (Input Total Funds)
1	1.1	Local Data Measures	No	\$53,861.00	5500
1	1.2	Responsive Intervention	Yes	\$605,240.00	629449
1	1.3	Basic Services	No	\$109,408.00	109410
1	1.4	English Learners	No	\$95,000.00	10000
2	2.1	SEL Curriculum	No	\$2,000.00	2000
2	2.2	SEL Universal Screener	No	\$27,000.00	27000
2	2.3	Base Program	No	\$370,680.00	385507
2	2.4	SEL Counselor	No	\$54,000.00	54000
2	2.5	Cultural Awareness and Diversity	No	\$0.00	0
2	2.6	Student Engagement	Yes	\$0.00	0

Last Year's Goal #	Last Year's Action #	Prior Action/Service Title	Contributed to Increased or Improved Services?	Last Year's Planned Expenditures (Total Funds)	Estimated Actual Expenditures (Input Total Funds)
3	3.1	Base Program	No	\$6,982.00	6982
3	3.2	Bilingual Assistants	Yes	\$56,650.00	58916

2021-22 Contributing Actions Annual Update Table

6. Estimated LCFF Supplemental and/or Concentration Grants (Input Dollar Amount)	4. Total Planned Contributing Expenditures (LCFF Funds)	7. Total Estimated Expenditures for Contributing Actions (LCFF Funds)	Difference Between Planned and Estimated Expenditures for Contributing Actions (Subtract 7 from 4)	5. Total Planned Percentage of Improved Services (%)	8. Total Estimated Percentage of Improved Services (%)	Difference Between Planned and Estimated Percentage of Improved Services (Subtract 5 from 8)	
172,352	\$536,890.00	\$550,312.00	(\$13,422.00)	0.00%	0.00%	0.00%	
Last Year's Goal #	Last Year's Action #	Prior Action/Service Title	Contributing to Increased or Improved Services?	Last Year's Planned Expenditures for Contributing Actions (LCFF Funds)	Estimated Actual Expenditures for Contributing Actions (Input LCFF Funds)	Planned Percentage of Improved Services	Estimated Actual Percentage of Improved Services (Input Percentage)
1	1.2	Responsive Intervention	Yes	\$480,240.00	492246		
2	2.6	Student Engagement	Yes	\$0.00	0		
3	3.2	Bilingual Assistants	Yes	\$56,650.00	58066		

2021-22 LCFF Carryover Table

9. Estimated Actual LCFF Base Grant (Input Dollar Amount)	5,316,247.00	6. Estimated Actual LCFF Supplemental and/or Concentration Grants	172,352	LCFF Carryover — Percentage (Percentage from Prior Year)	0	10. Total Increase or Improve Services for the Current Year School Year + Carryover (%)	3.24%	7. Total Estimated Actual Expenditures for Contributing Actions (LCFF Funds)	\$550,312.00	8. Total Estimated Actual Percentage of Improved Services (%)	0.00%	11. Estimated Actual Percentage of Increased or Improved Services (7 divided by 9, plus 8)	10.35%	12. LCFF Carryover — Dollar Amount (Subtract 11 from 10 and multiply by 9)	\$0.00	13. LCFF Carryover — Percentage (12 divided by 9)	0.00%
---	--------------	---	---------	--	---	---	-------	--	--------------	---	-------	--	--------	--	--------	---	-------

Instructions

[Plan Summary](#)

[Engaging Educational Partners](#)

[Goals and Actions](#)

[Increased or Improved Services for Foster Youth, English Learners, and Low-Income Students](#)

For additional questions or technical assistance related to the completion of the Local Control and Accountability Plan (LCAP) template, please contact the local county office of education (COE), or the California Department of Education's (CDE's) Local Agency Systems Support Office, by phone at 916-319-0809 or by email at lcff@cde.ca.gov.

Introduction and Instructions

The Local Control Funding Formula (LCFF) requires local educational agencies (LEAs) to engage their local educational partners in an annual planning process to evaluate their progress within eight state priority areas encompassing all statutory metrics (COEs have 10 state priorities). LEAs document the results of this planning process in the LCAP using the template adopted by the State Board of Education.

The LCAP development process serves three distinct, but related functions:

- **Comprehensive Strategic Planning:** The process of developing and annually updating the LCAP supports comprehensive strategic planning (California Education Code [EC] Section 52064[e][1]). Strategic planning that is comprehensive connects budgetary decisions to teaching and learning performance data. LEAs should continually evaluate the hard choices they make about the use of limited resources to meet student and community needs to ensure opportunities and outcomes are improved for all students.
- **Meaningful Engagement of Educational Partners:** The LCAP development process should result in an LCAP that reflects decisions made through meaningful engagement (EC Section 52064[e][1]). Local educational partners possess valuable perspectives and insights about an LEA's programs and services. Effective strategic planning will incorporate these perspectives and insights in order to identify potential goals and actions to be included in the LCAP.
- **Accountability and Compliance:** The LCAP serves an important accountability function because aspects of the LCAP template require LEAs to show that they have complied with various requirements specified in the LCFF statutes and regulations, most notably:
 - Demonstrating that LEAs are increasing or improving services for foster youth, English learners, and low-income students in proportion to the amount of additional funding those students generate under LCFF (EC Section 52064[b][4-6]).
 - Establishing goals, supported by actions and related expenditures, that address the statutory priority areas and statutory metrics (EC sections 52064[b][1] and [2]).
 - Annually reviewing and updating the LCAP to reflect progress toward the goals (EC Section 52064[b][7]).

The LCAP template, like each LEA's final adopted LCAP, is a document, not a process. LEAs must use the template to memorialize the outcome of their LCAP development process, which should: (a) reflect comprehensive strategic planning (b) through meaningful engagement with educational partners that (c) meets legal requirements, as reflected in the final adopted LCAP. The sections included within the LCAP template do not and cannot reflect the full development process, just as the LCAP template itself is not intended as a tool for engaging educational partners.

If a county superintendent of schools has jurisdiction over a single school district, the county board of education and the governing board of the school district may adopt and file for review and approval a single LCAP consistent with the requirements in EC sections 52060, 52062, 52066, 52068, and 52070. The LCAP must clearly articulate to which entity's budget (school district or county superintendent of schools) all budgeted and actual expenditures are aligned.

The revised LCAP template for the 2021–22, 2022–23, and 2023–24 school years reflects statutory changes made through Assembly Bill 1840 (Committee on Budget), Chapter 243, Statutes of 2018. These statutory changes enhance transparency regarding expenditures on actions included in the LCAP, including actions that contribute to meeting the requirement to increase or improve services for foster youth, English learners, and low-income students, and to streamline the information presented within the LCAP to make adopted LCAPs more accessible for educational partners and the public.

At its most basic, the adopted LCAP should attempt to distill not just what the LEA is doing for students in transitional kindergarten through grade twelve (TK–12), but also allow educational partners to understand why, and whether those strategies are leading to improved opportunities and outcomes for students. LEAs are strongly encouraged to use language and a level of detail in their adopted LCAPs intended to be meaningful and accessible for the LEA's diverse educational partners and the broader public.

In developing and finalizing the LCAP for adoption, LEAs are encouraged to keep the following overarching frame at the forefront of the strategic planning and educational partner engagement functions:

Given present performance across the state priorities and on indicators in the California School Dashboard (Dashboard), how is the LEA using its budgetary resources to respond to TK–12 student and community needs, and address any performance gaps, including by meeting its obligation to increase or improve services for foster youth, English learners, and low-income students?

LEAs are encouraged to focus on a set of metrics and actions that the LEA believes, based on input gathered from educational partners, research, and experience, will have the biggest impact on behalf of its TK–12 students.

These instructions address the requirements for each section of the LCAP, but may include information about effective practices when developing the LCAP and completing the LCAP itself. Additionally, information is included at the beginning of each section emphasizing the purpose that each section serves.

Plan Summary Purpose

A well-developed Plan Summary section provides a meaningful context for the LCAP. This section provides information about an LEA's community as well as relevant information about student needs and performance. In order to provide a meaningful context for the rest of the LCAP, the content of this section should be clearly and meaningfully related to the content included in the subsequent sections of the LCAP.

Requirements and Instructions

General Information – Briefly describe the LEA, its schools, and its students in grades TK–12, as applicable to the LEA. For example, information about an LEA in terms of geography, enrollment, or employment, the number and size of specific schools, recent community challenges, and other such information as an LEA wishes to include can enable a reader to more fully understand an LEA's LCAP.

Reflections: Successes – Based on a review of performance on the state indicators and local performance indicators included in the Dashboard, progress toward LCAP goals, local self-assessment tools, input from educational partners, and any other information, what progress is the LEA most proud of and how does the LEA plan to maintain or build upon that success? This may include identifying specific examples of how past increases or improvements in services for foster youth, English learners, and low-income students have led to improved performance for these students.

Reflections: Identified Need – Referring to the Dashboard, identify: (a) any state indicator for which overall performance was in the “Red” or “Orange” performance category or any local indicator where the LEA received a “Not Met” or “Not Met for Two or More Years” rating AND (b) any state indicator for which performance for any student group was two or more performance levels below the “all student” performance. What steps is the LEA planning to take to address these areas of low performance and performance gaps? An LEA that is required to include a goal to address one or more consistently low-performing student groups or low-performing schools must identify that it is required to include this goal and must also identify the applicable student group(s) and/or school(s). Other needs may be identified using locally collected data including data collected to inform the self-reflection tools and reporting local indicators on the Dashboard.

LCAP Highlights – Identify and briefly summarize the key features of this year's LCAP.

Comprehensive Support and Improvement – An LEA with a school or schools identified for comprehensive support and improvement (CSI) under the Every Student Succeeds Act must respond to the following prompts:

- **Schools Identified:** Identify the schools within the LEA that have been identified for CSI.
- **Support for Identified Schools:** Describe how the LEA has or will support the identified schools in developing CSI plans that included a school-level needs assessment, evidence-based interventions, and the identification of any resource inequities to be addressed through the implementation of the CSI plan.
- **Monitoring and Evaluating Effectiveness:** Describe how the LEA will monitor and evaluate the implementation and effectiveness of the CSI plan to support student and school improvement.

Engaging Educational Partners

Purpose

Significant and purposeful engagement of parents, students, educators, and other educational partners, including those representing the student groups identified by LCFF, is critical to the development of the LCAP and the budget process. Consistent with statute, such engagement should support comprehensive strategic planning, accountability, and improvement across the state priorities and locally identified priorities (EC Section 52064[e][1]). Engagement of educational partners is an ongoing, annual process.

This section is designed to reflect how the engagement of educational partners influenced the decisions reflected in the adopted LCAP. The goal is to allow educational partners that participated in the LCAP development process and the broader public understand how the LEA engaged educational partners and the impact of that engagement. LEAs are encouraged to keep this goal in the forefront when completing this section.

Statute and regulations specify the educational partners that school districts and COEs must consult when developing the LCAP: teachers, principals, administrators, other school personnel, local bargaining units of the LEA, parents, and students. Before adopting the LCAP, school districts and COEs must share it with the Parent Advisory Committee and, if applicable, to its English Learner Parent Advisory Committee. The superintendent is required by statute to respond in writing to the comments received from these committees. School districts and COEs must also consult with the special education local plan area administrator(s) when developing the LCAP.

Statute requires charter schools to consult with teachers, principals, administrators, other school personnel, parents, and students in developing the LCAP. The LCAP should also be shared with, and LEAs should request input from, schoolsite-level advisory groups, as applicable (e.g., schoolsite councils, English Learner Advisory Councils, student advisory groups, etc.), to facilitate alignment between schoolsite and district-level goals and actions.

Information and resources that support effective engagement, define student consultation, and provide the requirements for advisory group composition, can be found under Resources on the following web page of the CDE's website: <https://www.cde.ca.gov/re/lc/>.

Requirements and Instructions

Below is an excerpt from the 2018–19 *Guide for Annual Audits of K–12 Local Education Agencies and State Compliance Reporting*, which is provided to highlight the legal requirements for engagement of educational partners in the LCAP development process:

Local Control and Accountability Plan:

For county offices of education and school districts only, verify the LEA:

- a) Presented the local control and accountability plan to the parent advisory committee in accordance with Education Code section 52062(a)(1) or 52068(a)(1), as appropriate.
- b) If applicable, presented the local control and accountability plan to the English learner parent advisory committee, in accordance with Education Code section 52062(a)(2) or 52068(a)(2), as appropriate.

- c) Notified members of the public of the opportunity to submit comments regarding specific actions and expenditures proposed to be included in the local control and accountability plan in accordance with Education Code section 52062(a)(3) or 52068(a)(3), as appropriate.
- d) Held at least one public hearing in accordance with Education Code section 52062(b)(1) or 52068(b)(1), as appropriate.
- e) Adopted the local control and accountability plan in a public meeting in accordance with Education Code section 52062(b)(2) or 52068(b)(2), as appropriate.

Prompt 1: “A summary of the process used to engage educational partners and how this engagement was considered before finalizing the LCAP.”

Describe the engagement process used by the LEA to involve educational partners in the development of the LCAP, including, at a minimum, describing how the LEA met its obligation to consult with all statutorily required educational partners as applicable to the type of LEA. A sufficient response to this prompt must include general information about the timeline of the process and meetings or other engagement strategies with educational partners. A response may also include information about an LEA’s philosophical approach to engaging its educational partners.

Prompt 2: “A summary of the feedback provided by specific educational partners.”

Describe and summarize the feedback provided by specific educational partners. A sufficient response to this prompt will indicate ideas, trends, or inputs that emerged from an analysis of the feedback received from educational partners.

Prompt 3: “A description of the aspects of the LCAP that were influenced by specific input from educational partners.”

A sufficient response to this prompt will provide educational partners and the public with clear, specific information about how the engagement process influenced the development of the LCAP. The response must describe aspects of the LCAP that were influenced by or developed in response to the educational partner feedback described in response to Prompt 2. This may include a description of how the LEA prioritized requests of educational partners within the context of the budgetary resources available or otherwise prioritized areas of focus within the LCAP. For the purposes of this prompt, “aspects” of an LCAP that may have been influenced by educational partner input can include, but are not necessarily limited to:

- Inclusion of a goal or decision to pursue a Focus Goal (as described below)
- Inclusion of metrics other than the statutorily required metrics
- Determination of the desired outcome on one or more metrics
- Inclusion of performance by one or more student groups in the Measuring and Reporting Results subsection
- Inclusion of action(s) or a group of actions
- Elimination of action(s) or group of actions
- Changes to the level of proposed expenditures for one or more actions

- Inclusion of action(s) as contributing to increased or improved services for unduplicated services
- Determination of effectiveness of the specific actions to achieve the goal
- Determination of material differences in expenditures
- Determination of changes made to a goal for the ensuing LCAP year based on the annual update process
- Determination of challenges or successes in the implementation of actions

Goals and Actions

Purpose

Well-developed goals will clearly communicate to educational partners what the LEA plans to accomplish, what the LEA plans to do in order to accomplish the goal, and how the LEA will know when it has accomplished the goal. A goal statement, associated metrics and expected outcomes, and the actions included in the goal should be in alignment. The explanation for why the LEA included a goal is an opportunity for LEAs to clearly communicate to educational partners and the public why, among the various strengths and areas for improvement highlighted by performance data and strategies and actions that could be pursued, the LEA decided to pursue this goal, and the related metrics, expected outcomes, actions, and expenditures.

A well-developed goal can be focused on the performance relative to a metric or metrics for all students, a specific student group(s), narrowing performance gaps, or implementing programs or strategies expected to impact outcomes. LEAs should assess the performance of their student groups when developing goals and the related actions to achieve such goals.

Requirements and Instructions

LEAs should prioritize the goals, specific actions, and related expenditures included within the LCAP within one or more state priorities. LEAs should consider performance on the state and local indicators, including their locally collected and reported data for the local indicators that are included in the Dashboard in determining whether and how to prioritize its goals within the LCAP.

In order to support prioritization of goals, the LCAP template provides LEAs with the option of developing three different kinds of goals:

- **Focus Goal:** A Focus Goal is relatively more concentrated in scope and may focus on a fewer number of metrics to measure improvement. A Focus Goal statement will be time bound and make clear how the goal is to be measured.
- **Broad Goal:** A Broad Goal is relatively less concentrated in its scope and may focus on improving performance across a wide range of metrics.
- **Maintenance of Progress Goal:** A Maintenance of Progress Goal includes actions that may be ongoing without significant changes and allows an LEA to track performance on any metrics not addressed in the other goals of the LCAP.

At a minimum, the LCAP must address all LCFF priorities and associated metrics.

Focus Goal(s)

Goal Description: The description provided for a Focus Goal must be specific, measurable, and time bound. An LEA develops a Focus Goal to address areas of need that may require or benefit from a more specific and data intensive approach. The Focus Goal can explicitly reference the metric(s) by which achievement of the goal will be measured and the time frame according to which the LEA expects to achieve the goal.

Explanation of why the LEA has developed this goal: Explain why the LEA has chosen to prioritize this goal. An explanation must be based on Dashboard data or other locally collected data. LEAs must describe how the LEA identified this goal for focused attention, including relevant consultation with educational partners. LEAs are encouraged to promote transparency and understanding around the decision to pursue a focus goal.

Broad Goal

Goal Description: Describe what the LEA plans to achieve through the actions included in the goal. The description of a broad goal will be clearly aligned with the expected measurable outcomes included for the goal. The goal description organizes the actions and expected outcomes in a cohesive and consistent manner. A goal description is specific enough to be measurable in either quantitative or qualitative terms. A broad goal is not as specific as a focus goal. While it is specific enough to be measurable, there are many different metrics for measuring progress toward the goal.

Explanation of why the LEA has developed this goal: Explain why the LEA developed this goal and how the actions and metrics grouped together will help achieve the goal.

Maintenance of Progress Goal

Goal Description: Describe how the LEA intends to maintain the progress made in the LCFF State Priorities not addressed by the other goals in the LCAP. Use this type of goal to address the state priorities and applicable metrics not addressed within the other goals in the LCAP. The state priorities and metrics to be addressed in this section are those for which the LEA, in consultation with educational partners, has determined to maintain actions and monitor progress while focusing implementation efforts on the actions covered by other goals in the LCAP.

Explanation of why the LEA has developed this goal: Explain how the actions will sustain the progress exemplified by the related metrics.

Required Goals

In general, LEAs have flexibility in determining what goals to include in the LCAP and what those goals will address; however, beginning with the development of the 2022–23 LCAP, LEAs that meet certain criteria are required to include a specific goal in their LCAP.

Consistently low-performing student group(s) criteria: An LEA is eligible for Differentiated Assistance for three or more consecutive years based on the performance of the same student group or groups in the Dashboard. A list of the LEAs required to include a goal in the LCAP based on student group performance, and the student group(s) that lead to identification, may be found on the CDE’s Local Control Funding Formula web page at <https://www.cde.ca.gov/fg/aa/lc/>.

- **Consistently low-performing student group(s) goal requirement:** An LEA meeting the consistently low-performing student group(s) criteria must include a goal in its LCAP focused on improving the performance of the student group or groups that led to the LEA’s eligibility for Differentiated

Assistance. This goal must include metrics, outcomes, actions, and expenditures specific to addressing the needs of, and improving outcomes for, this student group or groups. An LEA required to address multiple student groups is not required to have a goal to address each student group; however, each student group must be specifically addressed in the goal. This requirement may not be met by combining this required goal with another goal.

- **Goal Description:** Describe the outcomes the LEA plans to achieve to address the needs of, and improve outcomes for, the student group or groups that led to the LEA's eligibility for Differentiated Assistance.
- **Explanation of why the LEA has developed this goal:** Explain why the LEA is required to develop this goal, including identifying the student group(s) that lead to the LEA being required to develop this goal, how the actions and associated metrics included in this goal differ from previous efforts to improve outcomes for the student group(s), and why the LEA believes the actions, metrics, and expenditures included in this goal will help achieve the outcomes identified in the goal description.

Low-performing school(s) criteria: The following criteria only applies to a school district or COE with two or more schools; it does not apply to a single-school district. A school district or COE has one or more schools that, for two consecutive years, received the two lowest performance levels on all but one of the state indicators for which the school(s) receive performance levels in the Dashboard and the performance of the "All Students" student group for the LEA is at least one performance level higher in all of those indicators. A list of the LEAs required to include a goal in the LCAP based on school performance, and the school(s) that lead to identification, may be found on the CDE's Local Control Funding Formula web page at <https://www.cde.ca.gov/fg/aa/lc/>.

- **Low-performing school(s) goal requirement:** A school district or COE meeting the low-performing school(s) criteria must include a goal in its LCAP focusing on addressing the disparities in performance between the school(s) and the LEA as a whole. This goal must include metrics, outcomes, actions, and expenditures specific to addressing the needs of, and improving outcomes for, the students enrolled at the low-performing school or schools. An LEA required to address multiple schools is not required to have a goal to address each school; however, each school must be specifically addressed in the goal. This requirement may not be met by combining this goal with another goal.
- **Goal Description:** Describe what outcomes the LEA plans to achieve to address the disparities in performance between the students enrolled at the low-performing school(s) and the students enrolled at the LEA as a whole.
- **Explanation of why the LEA has developed this goal:** Explain why the LEA is required to develop this goal, including identifying the schools(s) that lead to the LEA being required to develop this goal; how the actions and associated metrics included in this goal differ from previous efforts to improve outcomes for the school(s); and why the LEA believes the actions, metrics, and expenditures included in this goal will help achieve the outcomes for students enrolled at the low-performing school or schools identified in the goal description.

Measuring and Reporting Results:

For each LCAP year, identify the metric(s) that the LEA will use to track progress toward the expected outcomes. LEAs are encouraged to identify metrics for specific student groups, as appropriate, including expected outcomes that would reflect narrowing of any existing performance gaps.

Include in the baseline column the most recent data associated with this metric available at the time of adoption of the LCAP for the first year of the three-year plan. LEAs may use data as reported on the 2019 Dashboard for the baseline of a metric only if that data represents the most recent available (e.g., high school graduation rate).

Using the most recent data available may involve reviewing data the LEA is preparing for submission to the California Longitudinal Pupil Achievement Data System (CALPADS) or data that the LEA has recently submitted to CALPADS. Because final 2020–21 outcomes on some metrics may not be computable at the time the 2021–24 LCAP is adopted (e.g., graduation rate, suspension rate), the most recent data available may include a point in time calculation taken each year on the same date for comparability purposes.

The baseline data shall remain unchanged throughout the three-year LCAP.

Complete the table as follows:

- **Metric:** Indicate how progress is being measured using a metric.
- **Baseline:** Enter the baseline when completing the LCAP for 2021–22. As described above, the baseline is the most recent data associated with a metric. Indicate the school year to which the data applies, consistent with the instructions above.
- **Year 1 Outcome:** When completing the LCAP for 2022–23, enter the most recent data available. Indicate the school year to which the data applies, consistent with the instructions above.
- **Year 2 Outcome:** When completing the LCAP for 2023–24, enter the most recent data available. Indicate the school year to which the data applies, consistent with the instructions above.
- **Year 3 Outcome:** When completing the LCAP for 2024–25, enter the most recent data available. Indicate the school year to which the data applies, consistent with the instructions above. The 2024–25 LCAP will be the first year in the next three-year cycle. Completing this column will be part of the Annual Update for that year.
- **Desired Outcome for 2023–24:** When completing the first year of the LCAP, enter the desired outcome for the relevant metric the LEA expects to achieve by the end of the 2023–24 LCAP year.

Timeline for completing the “**Measuring and Reporting Results**” part of the Goal.

Metric	Baseline	Year 1 Outcome	Year 2 Outcome	Year 3 Outcome	Desired Outcome for Year 3 (2023–24)
Enter information in this box when completing the LCAP for 2021–22 .	Enter information in this box when completing the LCAP for 2021–22 .	Enter information in this box when completing the LCAP for 2022–23 . Leave blank until then.	Enter information in this box when completing the LCAP for 2023–24 . Leave blank until then.	Enter information in this box when completing the LCAP for 2024–25 . Leave blank until then.	Enter information in this box when completing the LCAP for 2021–22 or when adding a new metric.

The metrics may be quantitative or qualitative; but at minimum, an LEA’s LCAP must include goals that are measured using all of the applicable metrics for the related state priorities, in each LCAP year as applicable to the type of LEA. To the extent a state priority does not specify one or more metrics (e.g., implementation of state academic content and performance standards), the LEA must identify a metric to use within the LCAP. For these state priorities, LEAs are encouraged to use metrics based on or reported through the relevant self-reflection tool for local indicators within the Dashboard.

Actions: Enter the action number. Provide a short title for the action. This title will also appear in the action tables. Provide a description of the action. Enter the total amount of expenditures associated with this action. Budgeted expenditures from specific fund sources will be provided in the summary tables. Indicate whether the action contributes to meeting the increase or improved services requirement as described in the Increased or Improved Services section using a “Y” for Yes or an “N” for No. (**Note:** for each such action offered on an LEA-wide or schoolwide basis, the LEA will need to provide additional information in the Increased or Improved Summary Section to address the requirements in *California Code of Regulations*, Title 5 [5 CCR] Section 15496(b) in the Increased or Improved Services Section of the LCAP).

Actions for English Learners: School districts, COEs, and charter schools that have a numerically significant English learner student subgroup must include specific actions in the LCAP related to, at a minimum, the language acquisition programs, as defined in EC Section 306, provided to students and professional development activities specific to English learners.

Actions for Foster Youth: School districts, COEs, and charter schools that have a numerically significant Foster Youth student subgroup are encouraged to include specific actions in the LCAP designed to meet needs specific to Foster Youth students.

Goal Analysis:

Enter the LCAP Year.

Using actual annual measurable outcome data, including data from the Dashboard, analyze whether the planned actions were effective in achieving the goal. Respond to the prompts as instructed.

- Describe the overall implementation of the actions to achieve the articulated goal. Include a discussion of relevant challenges and successes experienced with the implementation process. This must include any instance where the LEA did not implement a planned action or implemented a planned action in a manner that differs substantively from how it was described in the adopted LCAP.
- Explain material differences between Budgeted Expenditures and Estimated Actual Expenditures and between the Planned Percentages of Improved Services and Estimated Actual Percentages of Improved Services, as applicable. Minor variances in expenditures or percentages do not need to be addressed, and a dollar-for-dollar accounting is not required.
- Describe the effectiveness of the specific actions to achieve the articulated goal as measured by the LEA. In some cases, not all actions in a goal will be intended to improve performance on all of the metrics associated with the goal. When responding to this prompt, LEAs may assess the effectiveness of a single action or group of actions within the goal in the context of performance on a single metric or group of specific metrics within the goal that are applicable to the action(s). Grouping actions with metrics will allow for more robust analysis of whether the strategy the LEA is using to impact a specified set of metrics is working and increase transparency for educational partners. LEAs are encouraged to use such an approach when goals include multiple actions and metrics that are not closely associated.
- Describe any changes made to this goal, expected outcomes, metrics, or actions to achieve this goal as a result of this analysis and analysis of the data provided in the Dashboard or other local data, as applicable.

Increased or Improved Services for Foster Youth, English Learners, and Low-Income Students

Purpose

A well-written Increased or Improved Services section provides educational partners with a comprehensive description, within a single dedicated section, of how an LEA plans to increase or improve services for its unduplicated students in grades TK–12 as compared to all students in grades TK–12, as applicable, and how LEA-wide or schoolwide actions identified for this purpose meet regulatory requirements. Descriptions provided should include sufficient detail yet be sufficiently succinct to promote a broader understanding of educational partners to facilitate their ability to provide input. An LEA’s description in this section must align with the actions included in the Goals and Actions section as contributing.

Requirements and Instructions

Projected LCFF Supplemental and/or Concentration Grants: Specify the amount of LCFF supplemental and concentration grant funds the LEA estimates it will receive in the coming year based on the number and concentration of low income, foster youth, and English learner students.

Projected Additional LCFF Concentration Grant (15 percent): Specify the amount of additional LCFF concentration grant add-on funding, as described in EC Section 42238.02, that the LEA estimates it will receive in the coming year.

Projected Percentage to Increase or Improve Services for the Coming School Year: Specify the estimated percentage by which services for unduplicated pupils must be increased or improved as compared to the services provided to all students in the LCAP year as calculated pursuant to 5 CCR Section 15496(a)(7).

LCFF Carryover — Percentage: Specify the LCFF Carryover — Percentage identified in the LCFF Carryover Table. If a carryover percentage is not identified in the LCFF Carryover Table, specify a percentage of zero (0.00%).

LCFF Carryover — Dollar: Specify the LCFF Carryover — Dollar amount identified in the LCFF Carryover Table. If a carryover amount is not identified in the LCFF Carryover Table, specify an amount of zero (\$0).

Total Percentage to Increase or Improve Services for the Coming School Year: Add the Projected Percentage to Increase or Improve Services for the Coming School Year and the Proportional LCFF Required Carryover Percentage and specify the percentage. This is the LEAs percentage by which services for unduplicated pupils must be increased or improved as compared to the services provided to all students in the LCAP year, as calculated pursuant to 5 CCR Section 15496(a)(7).

Required Descriptions:

For each action being provided to an entire school, or across the entire school district or COE, an explanation of (1) how the needs of foster youth, English learners, and low-income students were considered first, and (2) how these actions are effective in meeting the goals for these students.

For each action included in the Goals and Actions section as contributing to the increased or improved services requirement for unduplicated pupils and provided on an LEA-wide or schoolwide basis, the LEA must include an explanation consistent with 5 CCR Section 15496(b). For any such actions continued into the 2021–24 LCAP from the 2017–2020 LCAP, the LEA must determine whether or not the action was effective as expected, and this determination must reflect evidence of outcome data or actual implementation to date.

Principally Directed and Effective: An LEA demonstrates how an action is principally directed towards and effective in meeting the LEA’s goals for unduplicated students when the LEA explains how:

- It considers the needs, conditions, or circumstances of its unduplicated pupils;
- The action, or aspect(s) of the action (including, for example, its design, content, methods, or location), is based on these considerations; and
- The action is intended to help achieve an expected measurable outcome of the associated goal.

As such, the response provided in this section may rely on a needs assessment of unduplicated students.

Conclusory statements that a service will help achieve an expected outcome for the goal, without an explicit connection or further explanation as to how, are not sufficient. Further, simply stating that an LEA has a high enrollment percentage of a specific student group or groups does not meet the increase or improve services standard because enrolling students is not the same as serving students.

For example, if an LEA determines that low-income students have a significantly lower attendance rate than the attendance rate for all students, it might justify LEA-wide or schoolwide actions to address this area of need in the following way:

After assessing the needs, conditions, and circumstances of our low-income students, we learned that the attendance rate of our low-income students is 7 percent lower than the attendance rate for all students. (Needs, Conditions, Circumstances [Principally Directed])

In order to address this condition of our low-income students, we will develop and implement a new attendance program that is designed to address some of the major causes of absenteeism, including lack of reliable transportation and food, as well as a school climate that does not emphasize the importance of attendance. Goal N, Actions X, Y, and Z provide additional transportation and nutritional resources as well as a districtwide educational campaign on the benefits of high attendance rates. (Contributing Action[s])

These actions are being provided on an LEA-wide basis and we expect/hope that all students with less than a 100 percent attendance rate will benefit. However, because of the significantly lower attendance rate of low-income students, and because the actions meet needs most associated with the chronic stresses and experiences of a socio-economically disadvantaged status, we expect that the attendance rate for our low-income students will increase significantly more than the average attendance rate of all other students. (Measurable Outcomes [Effective In])

COEs and Charter Schools: Describe how actions included as contributing to meeting the increased or improved services requirement on an LEA-wide basis are principally directed to and effective in meeting its goals for unduplicated pupils in the state and any local priorities as described above. In the case of COEs and charter schools, schoolwide and LEA-wide are considered to be synonymous.

For School Districts Only:

Actions Provided on an LEA-Wide Basis:

Unduplicated Percentage > 55 percent: For school districts with an unduplicated pupil percentage of 55 percent or more, describe how these actions are principally directed to and effective in meeting its goals for unduplicated pupils in the state and any local priorities as described above.

Unduplicated Percentage < 55 percent: For school districts with an unduplicated pupil percentage of less than 55 percent, describe how these actions are principally directed to and effective in meeting its goals for unduplicated pupils in the state and any local priorities. Also describe how the actions **are the most effective use of the funds** to meet these goals for its unduplicated pupils. Provide the basis for this determination, including any alternatives considered, supporting research, experience, or educational theory.

Actions Provided on a Schoolwide Basis:

School Districts must identify in the description those actions being funded and provided on a schoolwide basis, and include the required description supporting the use of the funds on a schoolwide basis.

For schools with 40 percent or more enrollment of unduplicated pupils: Describe how these actions are principally directed to and effective in meeting its goals for its unduplicated pupils in the state and any local priorities.

For school districts expending funds on a schoolwide basis at a school with less than 40 percent enrollment of unduplicated pupils: Describe how these actions are principally directed to and how the actions are the most effective use of the funds to meet its goals for foster youth, English learners, and low-income students in the state and any local priorities.

A description of how services for foster youth, English learners, and low-income students are being increased or improved by the percentage required.

Consistent with the requirements of 5 CCR Section 15496, describe how services provided for unduplicated pupils are increased or improved by at least the percentage calculated as compared to the services provided for all students in the LCAP year. To improve services means to grow services in quality and to increase services means to grow services in quantity. Services are increased or improved by those actions in the LCAP that are included in the Goals and Actions section as contributing to the increased or improved services requirement, whether they are provided on an LEA-wide or schoolwide basis or provided on a limited basis to unduplicated students. A limited action is an action that only serves foster youth, English learners, and/or low-income students. This description must address how these action(s) are expected to result in the required proportional increase or improvement in services for unduplicated pupils as compared to the services the LEA provides to all students for the relevant LCAP year.

For any action contributing to meeting the increased or improved services requirement that is associated with a Planned Percentage of Improved Services in the Contributing Summary Table rather than an expenditure of LCFF funds, describe the methodology that was used to determine the contribution of the action towards the proportional percentage. See the instructions for determining the Planned Percentage of Improved Services for information on calculating the Percentage of Improved Services.

A description of the plan for how the additional concentration grant add-on funding identified above will be used to increase the number of staff providing direct services to students at schools that have a high concentration (above 55 percent) of foster youth, English learners, and low-income students, as applicable.

An LEA that receives the additional concentration grant add-on described in EC Section 42238.02 is required to demonstrate how it is using these funds to increase the number of staff who provide direct services to students at schools with an enrollment of unduplicated students that is greater than 55 percent as compared to the number of staff who provide direct services to students at schools with an enrollment of unduplicated students that is equal to or less than 55 percent. The staff who provide direct services to students must be certificated staff and/or classified staff employed by the LEA; classified staff includes custodial staff.

Provide the following descriptions, as applicable to the LEA:

An LEA that does not receive a concentration grant or the concentration grant add-on must indicate that a response to this prompt is not applicable.

Identify the goal and action numbers of the actions in the LCAP that the LEA is implementing to meet the requirement to increase the number of staff who provide direct services to students at schools with an enrollment of unduplicated students that is greater than 55 percent.

An LEA that does not have comparison schools from which to describe how it is using the concentration grant add-on funds, such as an LEA that only has schools with an enrollment of unduplicated students that is greater than 55 percent, must describe how it is using the funds to increase the number of credentialed staff, classified staff, or both, including custodial staff, who provide direct services to students at selected schools and the criteria used to determine which schools require additional staffing support.

In the event that an additional concentration grant add-on is not sufficient to increase staff providing direct services to students at a school with an enrollment of unduplicated students that is greater than 55 percent, the LEA must describe how it is using the funds to retain staff providing direct services to students at a school with an enrollment of unduplicated students that is greater than 55 percent.

Complete the table as follows:

- Provide the staff-to-student ratio of classified staff providing direct services to students with a concentration of unduplicated students that is 55 percent or less and the staff-to-student ratio of classified staff providing direct services to students at schools with a concentration of unduplicated students that is greater than 55 percent, as applicable to the LEA. The LEA may group its schools by grade span (Elementary, Middle/Junior High, and High Schools), as applicable to the LEA. The staff-to-student ratio must be based on the number of full time equivalent (FTE) staff and the number of enrolled students as counted on the first Wednesday in October of each year.
- Provide the staff-to-student ratio of certificated staff providing direct services to students at schools with a concentration of unduplicated students that is 55 percent or less and the staff-to-student ratio of certificated staff providing direct services to students at schools with a concentration of unduplicated students that is greater than 55 percent, as applicable to the LEA. The LEA may group its schools by grade span (Elementary, Middle/Junior High, and High Schools), as applicable to the LEA. The staff-to-student ratio must be based on the number of FTE staff and the number of enrolled students as counted on the first Wednesday in October of each year.

Action Tables

Complete the Data Entry Table for each action in the LCAP. The information entered into this table will automatically populate the other Action Tables. Information is only entered into the Data Entry Table, the Annual Update Table, the Annual Update Table, the Contributing Actions Annual Update Table, and the LCFF Carryover Table. With the exception of the Data Entry Table, the word “input” has been added to column headers to aid in identifying the column(s) where information will be entered. Information is not entered on the remaining Action tables.

The following tables are required to be included as part of the LCAP adopted by the local governing board or governing body:

- Table 1: Total Planned Expenditures Table (for the coming LCAP Year)

- Table 2: Contributing Actions Table (for the coming LCAP Year)
- Table 3: Annual Update Table (for the current LCAP Year)
- Table 4: Contributing Actions Annual Update Table (for the current LCAP Year)
- Table 5: LCFF Carryover Table (for the current LCAP Year)

Note: The coming LCAP Year is the year that is being planned for, while the current LCAP year is the current year of implementation. For example, when developing the 2022–23 LCAP, 2022–23 will be the coming LCAP Year and 2021–22 will be the current LCAP Year.

Data Entry Table

The Data Entry Table may be included in the LCAP as adopted by the local governing board or governing body, but is not required to be included. In the Data Entry Table, input the following information for each action in the LCAP for that applicable LCAP year:

- **LCAP Year:** Identify the applicable LCAP Year.
- **1. Projected LCFF Base Grant:** Provide the total amount of LCFF funding the LEA estimates it will receive for the coming school year, excluding the supplemental and concentration grants and the add-ons for the Targeted Instructional Improvement Grant Program and the Home to School Transportation Program, pursuant to 5 CCR Section 15496(a)(8).
See EC sections 2574 (for COEs) and 42238.02 (for school districts and charter schools), as applicable, for LCFF apportionment calculations.
- **2. Projected LCFF Supplemental and/or Concentration Grants:** Provide the total amount of LCFF supplemental and concentration grants the LEA estimates it will receive on the basis of the number and concentration of unduplicated students for the coming school year.
- **3. Projected Percentage to Increase or Improve Services for the Coming School Year:** This percentage will not be entered; it is calculated based on the Projected LCFF Base Grant and the Projected LCFF Supplemental and/or Concentration Grants, pursuant to 5 CCR Section 15496(a)(8). This is the percentage by which services for unduplicated pupils must be increased or improved as compared to the services provided to all students in the coming LCAP year.
- **LCFF Carryover — Percentage:** Specify the LCFF Carryover — Percentage identified in the LCFF Carryover Table from the prior LCAP year. If a carryover percentage is not identified in the LCFF Carryover Table, specify a percentage of zero (0.00%).
- **Total Percentage to Increase or Improve Services for the Coming School Year:** This percentage will not be entered; it is calculated based on the Projected Percentage to Increase or Improve Services for the Coming School Year and the LCFF Carryover —

Percentage. This is the percentage by which the LEA must increase or improve services for unduplicated pupils as compared to the services provided to all students in the coming LCAP year.

- **Goal #:** Enter the LCAP Goal number for the action.
- **Action #:** Enter the action's number as indicated in the LCAP Goal.
- **Action Title:** Provide a title of the action.
- **Student Group(s):** Indicate the student group or groups who will be the primary beneficiary of the action by entering "All," or by entering a specific student group or groups.
- **Contributing to Increased or Improved Services?:** Type "Yes" if the action is included as contributing to meeting the increased or improved services; OR, type "No" if the action is **not** included as contributing to meeting the increased or improved services.
- If "Yes" is entered into the Contributing column, then complete the following columns:
 - **Scope:** The scope of an action may be LEA-wide (i.e., districtwide, countywide, or charterwide), schoolwide, or limited. An action that is LEA-wide in scope upgrades the entire educational program of the LEA. An action that is schoolwide in scope upgrades the entire educational program of a single school. An action that is limited in its scope is an action that serves only one or more unduplicated student groups.
 - **Unduplicated Student Group(s):** Regardless of scope, contributing actions serve one or more unduplicated student groups. Indicate one or more unduplicated student groups for whom services are being increased or improved as compared to what all students receive.
 - **Location:** Identify the location where the action will be provided. If the action is provided to all schools within the LEA, the LEA must indicate "All Schools." If the action is provided to specific schools within the LEA or specific grade spans only, the LEA must enter "Specific Schools" or "Specific Grade Spans." Identify the individual school or a subset of schools or grade spans (e.g., all high schools or grades transitional kindergarten through grade five), as appropriate.
- **Time Span:** Enter "ongoing" if the action will be implemented for an indeterminate period of time. Otherwise, indicate the span of time for which the action will be implemented. For example, an LEA might enter "1 Year," or "2 Years," or "6 Months."
- **Total Personnel:** Enter the total amount of personnel expenditures utilized to implement this action.
- **Total Non-Personnel:** This amount will be automatically calculated based on information provided in the Total Personnel column and the Total Funds column.

- **LCFF Funds:** Enter the total amount of LCFF funds utilized to implement this action, if any. LCFF funds include all funds that make up an LEA's total LCFF target (i.e., base grant, grade span adjustment, supplemental grant, concentration grant, Targeted Instructional Improvement Block Grant, and Home-To-School Transportation).
 - **Note:** For an action to contribute towards meeting the increased or improved services requirement it must include some measure of LCFF funding. The action may also include funding from other sources, however the extent to which an action contributes to meeting the increased or improved services requirement is based on the LCFF funding being used to implement the action.
 - **Other State Funds:** Enter the total amount of Other State Funds utilized to implement this action, if any.
 - **Local Funds:** Enter the total amount of Local Funds utilized to implement this action, if any.
 - **Federal Funds:** Enter the total amount of Federal Funds utilized to implement this action, if any.
 - **Total Funds:** This amount is automatically calculated based on amounts entered in the previous four columns.
 - **Planned Percentage of Improved Services:** For any action identified as contributing, being provided on a limited basis to unduplicated students, and that does not have funding associated with the action, enter the planned quality improvement anticipated for the action as a percentage rounded to the nearest hundredth (0.00%). A limited action is an action that only serves foster youth, English learners, and/or low-income students.
 - As noted in the instructions for the Increased or Improved Services section, when identifying a Planned Percentage of Improved Services, the LEA must describe the methodology that it used to determine the contribution of the action towards the proportional percentage. The percentage of improved services for an action corresponds to the amount of LCFF funding that the LEA estimates it would expend to implement the action if it were funded.
- For example, an LEA determines that there is a need to analyze data to ensure that instructional aides and expanded learning providers know what targeted supports to provide to students who are foster youth. The LEA could implement this action by hiring additional staff to collect and analyze data and to coordinate supports for students, which the LEA estimates would cost \$165,000. Instead, the LEA chooses to utilize a portion of existing staff time to analyze data relating to students who are foster youth. This analysis will then be shared with site principals who will use the data to coordinate services provided by instructional assistants and expanded learning providers to target support to students. In this example, the LEA would divide the estimated cost of \$165,000 by the amount of LCFF Funding identified in the Data Entry Table and then convert the quotient to a percentage. This percentage is the Planned Percentage of Improved Service for the action.

Contributing Actions Table

As noted above, information will not be entered in the Contributing Actions Table; however, the 'Contributing to Increased or Improved Services?' column will need to be checked to ensure that only actions with a "Yes" are displaying. If actions with a "No" are displayed or if actions that are contributing are not displaying in the column, use the drop-down menu in the column header to filter only the "Yes" responses.

Annual Update Table

In the Annual Update Table, provide the following information for each action in the LCAP for the relevant LCAP year:

- **Estimated Actual Expenditures:** Enter the total estimated actual expenditures to implement this action, if any.

Contributing Actions Annual Update Table

In the Contributing Actions Annual Update Table, check the 'Contributing to Increased or Improved Services?' column to ensure that only actions with a "Yes" are displaying. If actions with a "No" are displayed or if actions that are contributing are not displaying in the column, use the drop-down menu in the column header to filter only the "Yes" responses. Provide the following information for each contributing action in the LCAP for the relevant LCAP year:

- **6. Estimated Actual LCFF Supplemental and/or Concentration Grants:** Provide the total amount of LCFF supplemental and concentration grants the LEA estimates it will actually receive based on of the number and concentration of unduplicated students in the current school year.
- **Estimated Actual Expenditures for Contributing Actions:** Enter the total estimated actual expenditure of LCFF funds used to implement this action, if any.
- **Estimated Actual Percentage of Improved Services:** For any action identified as contributing, being provided on a Limited basis only to unduplicated students, and that does not have funding associated with the action, enter the total estimated actual quality improvement anticipated for the action as a percentage rounded to the nearest hundredth (0.00%).
 - Building on the example provided above for calculating the Planned Percentage of Improved Services, the LEA in the example implements the action. As part of the annual update process, the LEA reviews implementation and student outcome data and determines that the action was implemented with fidelity and that outcomes for foster youth students improved. The LEA reviews the original estimated cost for the action and determines that had it hired additional staff to collect and analyze data and to coordinate supports for students that estimated actual cost would have been \$169,500 due to a cost of living adjustment. The LEA would divide the estimated actual cost of \$169,500 by the amount of LCFF Funding identified in the Data Entry Table and then convert the quotient to a percentage. This percentage is the Estimated Actual Percentage of Improved Services for the action.

LCFF Carryover Table

- **9. Estimated Actual LCFF Base Grant:** Provide the total amount of LCFF funding the LEA estimates it will receive for the current school year, excluding the supplemental and concentration grants and the add-ons for the Targeted Instructional Improvement Grant Program and the Home to School Transportation Program, pursuant to 5 CCR Section 15496(a)(8).

- **10. Total Percentage to Increase or Improve Services for the Current School Year:** This percentage will not be entered. The percentage is calculated based on the amounts of the Estimated Actual LCFF Base Grant (9) and the Estimated Actual LCFF Supplemental and/or Concentration Grants (6), pursuant to 5 CCR Section 15496(a)(8), plus the LCFF Carryover – Percentage from the prior year. This is the percentage by which services for unduplicated pupils must be increased or improved as compared to the services provided to all students in the current LCAP year.

Calculations in the Action Tables

To reduce the duplication of effort of LEAs, the Action Tables include functionality such as pre-population of fields and cells based on the information provided in the Data Entry Table, the Annual Update Summary Table, and the Contributing Actions Table. For transparency, the functionality and calculations used are provided below.

Contributing Actions Table

- 4. Total Planned Contributing Expenditures (LCFF Funds)
 - This amount is the total of the Planned Expenditures for Contributing Actions (LCFF Funds) column
- 5. Total Planned Percentage of Improved Services
 - This percentage is the total of the Planned Percentage of Improved Services column
- Planned Percentage to Increase or Improve Services for the coming school year (4 divided by 1, plus 5)
 - This percentage is calculated by dividing the Total Planned Contributing Expenditures (4) by the Projected LCFF Base Grant (1), converting the quotient to a percentage, and adding it to the Total Planned Percentage of Improved Services (5).

Contributing Actions Annual Update Table

- Pursuant to EC Section 42238.07(c)(2), if the Total Planned Contributing Expenditures (4) is less than the Estimated Actual LCFF Supplemental and Concentration Grants (6), the LEA is required to calculate the difference between the Total Planned Percentage of Improved Services (5) and the Total Estimated Actual Percentage of Improved Services (7). If the Total Planned Contributing Expenditures (4) is equal to or greater than the Estimated Actual LCFF Supplemental and Concentration Grants (6), the Difference Between Planned and Estimated Actual Percentage of Improved Services will display “Not Required.”
- 6. Estimated Actual LCFF Supplemental and Concentration Grants
 - This is the total amount of LCFF supplemental and concentration grants the LEA estimates it will actually receive based on of the number and concentration of unduplicated students in the current school year.
 - 4. Total Planned Contributing Expenditures (LCFF Funds)
 - This amount is the total of the Last Year’s Planned Expenditures for Contributing Actions (LCFF Funds)

- 7. Total Estimated Actual Expenditures for Contributing Actions
 - This amount is the total of the Estimated Actual Expenditures for Contributing Actions (LCFF Funds)
- Difference Between Planned and Estimated Actual Expenditures for Contributing Actions (Subtract 7 from 4)
 - This amount is the Total Estimated Actual Expenditures for Contributing Actions (7) subtracted from the Total Planned Contributing Expenditures (4)
- 5. Total Planned Percentage of Improved Services (%)
 - This amount is the total of the Planned Percentage of Improved Services column
- 8. Total Estimated Actual Percentage of Improved Services (%)
 - This amount is the total of the Estimated Actual Percentage of Improved Services column
- Difference Between Planned and Estimated Actual Percentage of Improved Services (Subtract 5 from 8)
 - This amount is the Total Planned Percentage of Improved Services (5) subtracted from the Total Estimated Actual Percentage of Improved Services (8)

LCFF Carryover Table

- 10. Total Percentage to Increase or Improve Services for the Current School Year (6 divided by 9 + Carryover %)
 - This percentage is the Estimated Actual LCFF Supplemental and/or Concentration Grants (6) divided by the Estimated Actual LCFF Base Grant (9) plus the LCFF Carryover – Percentage from the prior year.
- 11. Estimated Actual Percentage of Increased or Improved Services (7 divided by 9, plus 8)
 - This percentage is the Total Estimated Actual Expenditures for Contributing Actions (7) divided by the LCFF Funding (9), then converting the quotient to a percentage and adding the Total Estimated Actual Percentage of Improved Services (8).
- 12. LCFF Carryover — Dollar Amount LCFF Carryover (Subtract 11 from 10 and multiply by 9)
 - If the Estimated Actual Percentage of Increased or Improved Services (11) is less than the Estimated Actual Percentage to Increase or Improve Services (10), the LEA is required to carry over LCFF funds.

The amount of LCFF funds is calculated by subtracting the Estimated Actual Percentage to Increase or Improve Services (11) from the Estimated Actual Percentage of Increased or Improved Services (10) and then multiplying by the Estimated Actual LCFF Base Grant (9). This amount is the amount of LCFF funds that is required to be carried over to the coming year.