





# How to help \_\_\_\_\_ at home

## {Literacy}

Standard	Skill	When reading at home...
<b>Reading</b> 	<i>Key Ideas &amp; Detail</i>	<ul style="list-style-type: none"> <li>* explain the lesson or main point of the story</li> <li>* summarize the beginning, middle &amp; end including key details</li> <li>* name characters, setting, problem &amp; solution in the story</li> <li>* make a connection between 2 characters or events in the story</li> </ul>
	<i>Craft &amp; Structure</i>	<ul style="list-style-type: none"> <li>* explain the author's purpose (to give information or to tell a story)</li> <li>* identify words or phrases that suggest feelings</li> <li>* use text features (heading, table of contents, glossary, icons...)</li> <li>* identify information provided by text as well as by the pictures</li> </ul>
	<i>Integration of Knowledge</i>	<ul style="list-style-type: none"> <li>* use picture clues to describe characters, setting and events</li> <li>* compare characters across different books in a series</li> <li>* compare &amp; contrast non-fiction books on the same topic</li> <li>* identify the reasons the author gives to support the main point</li> </ul>
	<i>Range of Reading &amp; Text Complexity</i>	<ul style="list-style-type: none"> <li>* choose various types of text (stories, poems...)</li> <li>* choose non-fiction texts to find answers to a question</li> </ul>
	<i>Print Concepts</i>	<ul style="list-style-type: none"> <li>* capitalize the first word in a sentence and use ending punctuation</li> </ul>
	<i>Phonological Awareness</i>	<ul style="list-style-type: none"> <li>* clap syllables for words in the story (ex: um-brell-a = 3)</li> <li>* flip vowels when sounding out words (try the long &amp; short sounds)</li> <li>* identify blends and read as one sound (br, cl, gr, sw...)</li> <li>* break words into sounds (ex: shop = sh-o-p)</li> </ul>
	<i>Phonics &amp; Word Recognition</i>	<ul style="list-style-type: none"> <li>* sound out new words by blending the sounds</li> <li>* identify words with silent e and read with long vowel sounds</li> <li>* identify words with 2 vowels together &amp; read the correct sound</li> <li>* clap out syllables in words and identify the vowel in each syllable</li> <li>* identify sight words in the story</li> </ul>
<i>Fluency</i>	<ul style="list-style-type: none"> <li>* read familiar stories repeatedly &amp; with enthusiasm</li> <li>* use picture clues to figure out new words</li> <li>* reread if necessary to be sure the sentence makes sense</li> </ul>	
<b>Speaking &amp; Listening</b> 	<i>Comprehension &amp; Collaboration</i>	<ul style="list-style-type: none"> <li>* listen when others are speaking</li> <li>* practice having a conversation about a book, movie or event</li> <li>* ask questions about things that don't make sense in conversation</li> <li>* ask questions about stories as you read</li> </ul>
	<i>Presentation of Knowledge &amp; Ideas</i>	<ul style="list-style-type: none"> <li>* tell about people, places &amp; things with descriptive language</li> <li>* clearly explain your ideas and feelings using complete sentences</li> <li>* add pictures to writing to show detail and give more information</li> </ul>
<b>Writing</b> 	<i>Text Types &amp; Purposes</i>	<ul style="list-style-type: none"> <li>* write to tell your opinion and give reasons (I like ___ because...)</li> <li>* write to give information on a topic</li> <li>* write to retell a personal event in sequence (first, next, then, last)</li> </ul>
	<i>Production &amp; Distribution</i>	<ul style="list-style-type: none"> <li>* write about one topic and give details</li> <li>* share your writing with others and edit based on their feedback</li> </ul>
	<i>Build &amp; Present Knowledge</i>	<ul style="list-style-type: none"> <li>* use an author's model to write (ex: read a how-to book then write your own set of sequenced instructions)</li> <li>* find information in books to answer questions</li> </ul>
<b>Language</b> 	<i>Conventions of Standard English</i>	<ul style="list-style-type: none"> <li>* write capital &amp; lowercase letters on lined paper</li> <li>* speak &amp; write with correct grammar (match nouns &amp; verbs, use pronouns, use adjectives to give detail...)</li> <li>* speak &amp; write in past, present and future tenses</li> <li>* use conjunctions (and, but, or, so, because) to extend sentences</li> </ul>
	<i>Vocabulary Use</i>	<ul style="list-style-type: none"> <li>* use picture clues &amp; surrounding text to learn the meaning of new words</li> <li>* define words and sort them into categories with other similar words</li> <li>* make personal connections by using words in real-life examples</li> <li>* use different words that mean the same thing (big, large, gigantic)</li> </ul>